



Disaster Relief Fund: Monthly Report

as of October 31, 2024

November 13, 2024

Fiscal Year 2025 Report to Congress



**Homeland
Security**

Federal Emergency Management Agency

Message from the Administrator

November 13, 2024

I am pleased to present the following, “Disaster Relief Fund: Monthly Report,” which has been prepared by the Federal Emergency Management Agency.

This document has been compiled pursuant to language set forth in the Fiscal Year (FY) 2025 Continuing Appropriations and Extensions Act (P.L. 118-83), which extends the terms and conditions of the FY 2024 Department of Homeland Security Appropriations Act (P.L. 118-47) and in the Coronavirus Aid, Relief, and Economic Security Act (P.L. 116-136).

Pursuant to congressional requirements, this report is being provided to the following Members of Congress:

The Honorable Tom Cole
Chairman, House Appropriations Committee

The Honorable Rosa DeLauro
Ranking Member, House Appropriations Committee

The Honorable Patty Murray
Chair, Senate Appropriations Committee

The Honorable Susan Collins
Vice Chair, Senate Appropriations Committee

Inquiries relating to this report may be directed to Greg James (228) 229-9864.

Sincerely,



Deanne Criswell
Administrator
Federal Emergency Management Agency





Disaster Relief Fund: Monthly Report as of October 31, 2024

Table of Contents

| | | |
|-----|---|----|
| I. | Legislative Language..... | 1 |
| II. | Background | 3 |
| | Appendix A: DRF Appropriations Summary | 4 |
| | Appendix B: DRF Funding Activity | 5 |
| | Appendix C: Obligations and Estimates by Spending Category..... | 11 |
| | Appendix D: Allocations, Obligations, & Expenditures..... | 12 |
| | Appendix E: Fund Exhaustion Date..... | 15 |
| | Appendix F: DRF Cost Estimation Bridge Table | 16 |
| | Appendix G: BRIC-PDM History and Fund Status | 17 |

I. Legislative Language

This document has been compiled pursuant to language set forth in the Fiscal Year (FY) 2025 Continuing Appropriations and Extensions Act (P.L. 118-83), which extends the terms and conditions of FY 2024 Department of Homeland Security (DHS) Appropriations Act (P.L. 118-47) and in the Coronavirus Aid, Relief, and Economic Security Act (P.L. 116-136).

P.L. 118-83 states:

The following sums are hereby appropriated, out of any money in the Treasury not otherwise appropriated, and out of applicable corporate or other revenues, receipts, and funds, for the several departments, agencies, corporations, and other organizational units of Government for fiscal year 2025, and for other purposes, namely:

SEC. 101. Such amounts as may be necessary, at a rate for operations as provided in the applicable appropriations Acts for fiscal year 2024 and under the authority and conditions provided in such Acts, for continuing projects or activities (including the costs of direct loans and loan guarantees) that are not otherwise specifically provided for in this Act, that were conducted in fiscal year 2024, and for which appropriations, funds, or other authority were made available in the following appropriations Acts:

... (6) The Department of Homeland Security Appropriations Act, 2024 (division C of Public Law 118-47), except section 546(e), and including sections 102 through 105 of title I of division G of Public Law 118-47.

P.L. 118-47 (referenced above) states:

SEC. 306. The reporting requirements in paragraphs (1) and (2) under the heading ``Federal Emergency Management Agency-Disaster Relief Fund" in the Department of Homeland Security Appropriations Act, 2015 (Public Law 114-4), related to reporting on the Disaster Relief Fund, shall be applied in fiscal year 2024 with respect to budget year 2025 and current fiscal year 2024, respectively-

- (1) in paragraph (1) by substituting "fiscal year 2025" for "fiscal year 2016"; and
- (2) in paragraph (2) by inserting "business" after "fifth".

P.L. 114-4 (referenced above) states:

Provided, That the Administrator of the Federal Emergency Management Agency shall submit to the Committees on Appropriations of the Senate and the House of Representatives the following reports, including a specific description of the methodology and the source data used in developing such reports...

(2) an estimate or actual amounts, if available, of the following for the current fiscal year shall be submitted not later than the fifth day of each month, and shall be published by the Administrator on the Agency's Web site not later than the fifth day of each month:

- (A) a summary of the amount of appropriations made available by source, the transfers executed, the previously allocated funds recovered, and the commitments, allocations, and obligations made;
- (B) a table of disaster relief activity delineated by month, including-
 - (i) the beginning and ending balances;
 - (ii) the total obligations to include amounts obligated for fire assistance, emergencies, surge, and disaster support activities;
 - (iii) the obligations for catastrophic events delineated by event and by state; and
 - (iv) the amount of previously obligated funds that are recovered;
- (C) a summary of allocations, obligations, and expenditures for catastrophic events delineated by event;
- (D) in addition, for a disaster declaration related to Hurricane Sandy, the cost of the following categories of spending: public assistance, individual assistance, mitigation, administrative, operations, and any other relevant category (including emergency measures and disaster resources); and
- (E) the date on which funds appropriated will be exhausted...

P.L. 116-136 states:

Provided further, That every 30 days the Administrator shall provide the Committees on Appropriations of the Senate and the House of Representatives both projected and actual costs for funds provided under this heading for major disasters and any other expenses...

This report covers activities as of October 31, 2024.

II. Background

P.L. 118-47 requires that the Federal Emergency Management Agency (FEMA) Administrator provide a report by the fifth business day of each month on the Disaster Relief Fund (DRF) that includes a funding summary, a table delineating DRF funding activities each month by state and event, a summary of the funding for the catastrophic events, and the fund exhaustion date, or end-of-fiscal-year balance.

P.L. 116-136 requires that both projected and actual costs for funds provided by it for major disasters and any other expenses be provided to the House and Senate Appropriations Committees.

Consequently, the following report elements are included:

1. Appendix A is an appropriations summary that includes a synopsis of the amount of appropriations made available by source, the transfers executed, the previously allocated funds recovered, and the commitments, allocations, and obligations.
2. Appendix B presents details on the DRF funding activities delineated by month.
3. Appendix C presents obligations and estimates by spending category for Hurricanes Sandy, Harvey, Irma, and Maria; Coronavirus Disease 2019 (COVID-19); and declarations since August 1, 2017.
4. Appendix D presents funding summaries for the current active catastrophic events including the allocations, obligations, and expenditures.
5. Appendix E presents the fund exhaustion date, or end-of-fiscal-year balance.
6. Appendix F presents a bridge table that provides explanation for the monthly and baseline change for all activities to include details for catastrophic events.
7. Appendix G presents the fund history and current status of the Building Resilient Infrastructure and Communities (BRIC)/Predisaster Mitigation (PDM) program.

Disaster Relief Fund Congressional Monthly Report
as of October 31, 2024
(Dollars in Millions)

| | Major Declarations | Base | Total |
|--|--------------------|-----------------|--------------------|
| Carryover From FY 2024 | \$ 1,992 | \$ 492 | \$ 2,484 |
| FY 2025 Continuing Appropriations and Extensions Act ⁽¹⁾ | 20,261 | | 20,261 |
| FY 2025 Recoveries | 822 | 99 | 921 |
| Total Budget Authority | 23,075 | 591 | 23,666 |
| Actual/Anticipated Transfers to DADLP ⁽²⁾ | (137) | | (137) |
| Actual 6% for Predisaster Mitigation per DRRRA ⁽³⁾ | (23) | | (23) |
| Anticipated Transfers to USAID ⁽⁴⁾ | | (10) | (10) |
| Revised Budget Authority | 22,915 | 581 | 23,496 |
| Obligations ⁽⁵⁾ | (16,575) | (137) | (16,712) |
| Balance | 6,340 | 444 | 6,784 |
| Projections for the Remainder of FY 2025 | | | |
| Projected FY 2025 Additional Obligations | | | |
| Based on Existing Spend Plans | | | |
| Non-Catastrophic Disasters | | | |
| Catastrophic Disasters | (38,130) | | (38,130) |
| DRS and Other | | (397) | (397) |
| Subtotal Existing Spend Plans | (38,130) | (397) | (38,527) |
| Based on 10-year Average | | | |
| Non-Catastrophic Disasters | (2,473) | | (2,473) |
| EM, FMAG, and SU | | (329) | (329) |
| Subtotal 10-year Average | (2,473) | (329) | (2,802) |
| Total Projected FY 2025 Additional Obligations ⁽⁶⁾ | (40,603) | (726) | (41,329) |
| Projected Additional Recoveries | 4,178 | 101 | 4,279 |
| Balance | \$ (30,085) | \$ (181) | \$ (30,266) |

Notes:

(1) Pursuant to P.L. 118-83, the Continuing Appropriations and Extensions Act, 2025. Section 134 allows the DRF appropriation to be apportioned as necessary, up to the FY 2024 enacted levels, to carry out response and recovery activities.

(2) Pursuant to P.L. 116-260, FY 2021 DHS Appropriations Act and Coronavirus Response and Relief Supplemental Appropriations Act, 2021.

(3) Pursuant to the Disaster Recovery Reform Act (DRRA) (P.L. 115-254). See Appendix G for additional information regarding the BRIC program balance. The BRIC funding continues to be available to FEMA for other purposes should the DRF Majors balance drop too low to cover immediate response or recovery needs.

(4) Anticipated transfers to the U.S. Agency for International Development (USAID) for Compact Aid Agreement.

(5) As of October 31, 2024, unobligated commitments were \$411 million and uncommitted/unobligated allocations totaled \$414 million.

(6) The remaining projections do not include the full-year estimated obligations for Hurricanes Helene and Milton. Updated projections for FY 2025 will be included in the December report to Congress.

Source of financial information is the Integrated Financial Management Information System (IFMIS).

APPENDIX B: DRF Funding Activity (Details)

Disaster Relief Fund Monthly Obligations FY 2025
DRF Monthly Spend Plan (FY 2025)
(\$ in millions)
as of October 31, 2024

| | Oct-24 | Nov-24 | Dec-24 | Jan-25 | Feb-25 | Mar-25 | Apr-25 | May-25 | Jun-25 | Jul-25 | Aug-25 | Sep-25 | Total |
|---|----------|----------|----------|---------|------------|------------|------------|-------------|-------------|-------------|-------------|-------------|-------------|
| Beginning of Month DRF Balance | \$ 2,484 | \$ 6,784 | \$ 3,509 | \$ 866 | \$ (2,508) | \$ (6,197) | \$ (9,993) | \$ (14,512) | \$ (18,202) | \$ (21,978) | \$ (24,333) | \$ (26,240) | \$ (30,266) |
| FY 2025 Continuing Appropriations Act ⁽¹⁾ | 20,261 | | | | | | | | | | | | |
| Actual/Anticipated Transfers to/from DADLP ⁽²⁾ | (137) | | | | | | | | | | | | |
| Predisaster Mitigation ⁽³⁾ | (23) | | | | | | | | | | | | |
| Anticipated Transfers to USAID ⁽⁴⁾ | (10) | | | | | | | | | | | | |
| Total Available | 22,575 | 6,784 | 3,509 | 866 | (2,508) | (6,197) | (9,993) | (14,512) | (18,202) | (21,978) | (24,333) | (26,240) | (30,266) |
| Major Declarations | 22,093 | 6,340 | 3,132 | 538 | (2,772) | (6,410) | (10,147) | (14,600) | (18,245) | (21,962) | (24,272) | (26,133) | (30,085) |
| Base | 482 | 444 | 377 | 328 | 264 | 213 | 154 | 88 | 43 | (16) | (61) | (107) | (181) |
| DRF Base Activities | | | | | | | | | | | | | |
| Emergencies | | | | | | | | | | | | | |
| Monthly Actual/Estimated Obligations | (21) | (10) | (10) | (10) | (10) | (10) | (10) | (10) | (10) | (10) | (10) | (9) | (130) |
| Fire Management | | | | | | | | | | | | | |
| Monthly Actual/Estimated Obligations | (20) | (16) | (16) | (16) | (16) | (16) | (16) | (16) | (16) | (15) | (15) | (4) | (182) |
| Surge | | | | | | | | | | | | | |
| Monthly Actual/Estimated Obligations | (17) | (5) | (5) | (5) | (5) | (5) | (5) | (5) | (5) | (6) | (6) | (6) | (75) |
| Disaster Support & Other Activities | | | | | | | | | | | | | |
| DRS Monthly Actual/Estimated Obligations | (78) | (42) | (24) | (39) | (26) | (34) | (41) | (20) | (34) | (20) | (23) | (63) | (444) |
| Other Monthly Actual/Estimated Obligations | (1) | (3) | (3) | (3) | (3) | (3) | (3) | (3) | (3) | (3) | (2) | (2) | (32) |
| Monthly Actual/Estimated Obligations | (79) | (45) | (27) | (42) | (29) | (37) | (44) | (23) | (37) | (23) | (25) | (65) | (476) |
| Total DRF Base Actual/Estimated Obligations | (137) | (76) | (58) | (73) | (60) | (68) | (75) | (54) | (68) | (54) | (56) | (84) | (863) |
| DRF DR Activities | | | | | | | | | | | | | |
| Average Monthly Major DR Activity (Non-Cat.) | | | | | | | | | | | | | |
| Monthly Actual/Estimated Obligations | (1,059) | (247) | (244) | (219) | (221) | (275) | (209) | (196) | (205) | (198) | (177) | (282) | (3,532) |
| Katrina Rita Wilma | | | | | | | | | | | | | |
| Initial FY 2025 Spend Plan Estimates | (7) | (8) | (2) | (1) | - | (5) | - | - | (4) | - | (1) | (25) | (53) |
| Monthly Actual/Estimated Obligations | (7) | (8) | (2) | (1) | - | (5) | - | - | (4) | - | (1) | (25) | (53) |
| Ike | | | | | | | | | | | | | |
| Initial FY 2025 Spend Plan Estimates | (1) | (9) | - | - | - | - | - | - | - | - | - | - | (10) |
| Monthly Actual/Estimated Obligations | (1) | (9) | - | - | - | - | - | - | - | - | - | - | (10) |
| Sandy | | | | | | | | | | | | | |
| Initial FY 2025 Spend Plan Estimates | (106) | (18) | (16) | (3) | (2) | (68) | (11) | (10) | (199) | (19) | (30) | (132) | (614) |
| Monthly Actual/Estimated Obligations | (106) | (18) | (16) | (3) | (2) | (68) | (11) | (10) | (199) | (19) | (30) | (132) | (614) |
| WV Floods 4273 | | | | | | | | | | | | | |
| Initial FY 2025 Spend Plan Estimates | - | (1) | (1) | (1) | - | (1) | (1) | (1) | (1) | - | - | (1) | (8) |
| Monthly Actual/Estimated Obligations | - | (1) | (1) | (1) | - | (1) | (1) | (1) | (1) | - | - | (1) | (8) |
| LA Floods 4277 | | | | | | | | | | | | | |
| Initial FY 2025 Spend Plan Estimates | (2) | (2) | (7) | - | - | (1) | - | - | - | - | - | (1) | (13) |
| Monthly Actual/Estimated Obligations | (2) | (2) | (7) | - | - | (1) | - | - | - | - | - | (1) | (13) |
| Matthew | | | | | | | | | | | | | |
| Initial FY 2025 Spend Plan Estimates | (4) | (11) | (10) | - | (1) | - | - | - | - | - | - | - | (26) |
| Monthly Actual/Estimated Obligations | (4) | (11) | (10) | - | (1) | - | - | - | - | - | - | - | (26) |
| CA Winter Storms | | | | | | | | | | | | | |
| Initial FY 2025 Spend Plan Estimates | (1) | (15) | (3) | (28) | (10) | - | (1) | - | - | - | - | (1) | (59) |
| Monthly Actual/Estimated Obligations | (1) | (15) | (3) | (28) | (10) | - | (1) | - | - | - | - | (1) | (59) |
| Harvey | | | | | | | | | | | | | |
| Initial FY 2025 Spend Plan Estimates | (23) | (14) | (7) | (32) | (2) | (11) | (17) | (3) | (4) | (3) | (3) | (2) | (121) |
| Monthly Actual/Estimated Obligations | (23) | (14) | (7) | (32) | (2) | (11) | (17) | (3) | (4) | (3) | (3) | (2) | (121) |
| Irma | | | | | | | | | | | | | |
| Initial FY 2025 Spend Plan Estimates | (19) | (6) | (5) | (15) | (5) | (11) | (10) | (7) | (17) | (4) | (11) | (16) | (126) |
| Monthly Actual/Estimated Obligations | (19) | (6) | (5) | (15) | (5) | (11) | (10) | (7) | (17) | (4) | (11) | (16) | (126) |
| Maria | | | | | | | | | | | | | |
| Initial FY 2025 Spend Plan Estimates | (3,649) | (200) | (83) | (1,290) | (876) | (1,637) | (2,527) | (893) | (570) | (519) | (326) | (468) | (13,038) |
| Monthly Actual/Estimated Obligations | (3,649) | (200) | (83) | (1,290) | (876) | (1,637) | (2,527) | (893) | (570) | (519) | (326) | (468) | (13,038) |
| CA Wildfires 2017 | | | | | | | | | | | | | |
| Initial FY 2025 Spend Plan Estimates | (14) | (5) | (4) | (7) | - | (20) | (2) | - | - | - | - | (26) | (78) |
| Monthly Actual/Estimated Obligations | (14) | (5) | (4) | (7) | - | (20) | (2) | - | - | - | - | (26) | (78) |
| Florence | | | | | | | | | | | | | |
| Initial FY 2025 Spend Plan Estimates | (1) | (15) | (14) | (1) | - | - | - | - | - | - | - | - | (31) |
| Monthly Actual/Estimated Obligations | (1) | (15) | (14) | (1) | - | - | - | - | - | - | - | - | (31) |
| Michael | | | | | | | | | | | | | |
| Initial FY 2025 Spend Plan Estimates | (7) | (20) | (5) | (7) | (20) | (8) | (8) | (5) | (9) | (8) | (4) | (165) | (266) |
| Monthly Actual/Estimated Obligations | (7) | (20) | (5) | (7) | (20) | (8) | (8) | (5) | (9) | (8) | (4) | (165) | (266) |
| Yutu 4404 | | | | | | | | | | | | | |
| Initial FY 2025 Spend Plan Estimates | (1) | - | (1) | (2) | (1) | - | (1) | (2) | - | - | - | (1) | (9) |
| Monthly Actual/Estimated Obligations | (1) | - | (1) | (2) | (1) | - | (1) | (2) | - | - | - | (1) | (9) |
| CA Wildfires 2018 | | | | | | | | | | | | | |
| Initial FY 2025 Spend Plan Estimates | (56) | (30) | (14) | (22) | (694) | - | (24) | - | (17) | - | - | (3) | (860) |
| Monthly Actual/Estimated Obligations | (56) | (30) | (14) | (22) | (694) | - | (24) | - | (17) | - | - | (3) | (860) |

APPENDIX B: DRF Funding Activity (Details)

Disaster Relief Fund Monthly Obligations FY 2025

DRF Monthly Spend Plan (FY 2025)

(\$ in millions)

as of October 31, 2024

| | Oct-24 | Nov-24 | Dec-24 | Jan-25 | Feb-25 | Mar-25 | Apr-25 | May-25 | Jun-25 | Jul-25 | Aug-25 | Sep-25 | Total |
|---|-----------------|-----------------|---------------|-------------------|-------------------|-------------------|--------------------|--------------------|--------------------|--------------------|--------------------|--------------------|----------|
| Nebraska Winter Storm 2019 | | | | | | | | | | | | | |
| Initial FY 2025 Spend Plan Estimates | - | (1) | - | (28) | - | (1) | (1) | - | - | - | - | (4) | (35) |
| Monthly Actual/Estimated Obligations | - | (1) | - | (28) | - | (1) | (1) | - | - | - | - | (4) | (35) |
| PR Earthquakes 4473 | | | | | | | | | | | | | |
| Initial FY 2025 Spend Plan Estimates | (5) | (8) | (17) | (6) | (8) | (10) | (2) | (25) | (45) | (58) | (16) | (14) | (214) |
| Monthly Actual/Estimated Obligations | (5) | (8) | (17) | (6) | (8) | (10) | (2) | (25) | (45) | (58) | (16) | (14) | (214) |
| COVID-19 | | | | | | | | | | | | | |
| Initial FY 2025 Spend Plan Estimates | (4,076) | (897) | (553) | (1,533) | (1,753) | (1,458) | (1,477) | (2,379) | (2,437) | (1,446) | (1,147) | (2,602) | (21,758) |
| Monthly Actual/Estimated Obligations | (4,076) | (897) | (553) | (1,533) | (1,753) | (1,458) | (1,477) | (2,379) | (2,437) | (1,446) | (1,147) | (2,602) | (21,758) |
| California Wildfires 2020 | | | | | | | | | | | | | |
| Initial FY 2025 Spend Plan Estimates | (2) | (19) | (16) | - | (1) | (3) | - | - | (83) | - | (2) | - | (126) |
| Monthly Actual/Estimated Obligations | (2) | (19) | (16) | - | (1) | (3) | - | - | (83) | - | (2) | - | (126) |
| Laura | | | | | | | | | | | | | |
| Initial FY 2025 Spend Plan Estimates | (150) | (64) | (16) | (41) | (37) | (74) | (26) | (29) | (31) | (27) | (35) | (3) | (533) |
| Monthly Actual/Estimated Obligations | (150) | (64) | (16) | (41) | (37) | (74) | (26) | (29) | (31) | (27) | (35) | (3) | (533) |
| Oregon Wildfires 2020 | | | | | | | | | | | | | |
| Initial FY 2025 Spend Plan Estimates | (7) | (18) | (14) | (14) | (6) | (10) | (1) | (12) | (15) | - | (32) | (3) | (132) |
| Monthly Actual/Estimated Obligations | (7) | (18) | (14) | (14) | (6) | (10) | (1) | (12) | (15) | - | (32) | (3) | (132) |
| Ida | | | | | | | | | | | | | |
| Initial FY 2025 Spend Plan Estimates | (117) | (197) | (104) | (86) | (29) | (201) | (80) | (170) | (179) | (97) | (154) | (58) | (1,472) |
| Monthly Actual/Estimated Obligations | (117) | (197) | (104) | (86) | (29) | (201) | (80) | (170) | (179) | (97) | (154) | (58) | (1,472) |
| Fiona | | | | | | | | | | | | | |
| Initial FY 2025 Spend Plan Estimates | (145) | (123) | (64) | (102) | (57) | (57) | (60) | (103) | (79) | (40) | (44) | (39) | (913) |
| Monthly Actual/Estimated Obligations | (145) | (123) | (64) | (102) | (57) | (57) | (60) | (103) | (79) | (40) | (44) | (39) | (913) |
| Ian | | | | | | | | | | | | | |
| Initial FY 2025 Spend Plan Estimates | (97) | (127) | (145) | (110) | (81) | (126) | (85) | (80) | (83) | (151) | (165) | (183) | (1,433) |
| Monthly Actual/Estimated Obligations | (97) | (127) | (145) | (110) | (81) | (126) | (85) | (80) | (83) | (151) | (165) | (183) | (1,433) |
| Hawaii Wildfires | | | | | | | | | | | | | |
| Initial FY 2025 Spend Plan Estimates | (53) | (69) | (85) | (43) | (136) | (40) | (37) | (26) | (13) | (62) | (21) | (37) | (622) |
| Monthly Actual/Estimated Obligations | (53) | (69) | (85) | (43) | (136) | (40) | (37) | (26) | (13) | (62) | (21) | (37) | (622) |
| Idalia | | | | | | | | | | | | | |
| Initial FY 2025 Spend Plan Estimates | (23) | (16) | (15) | (9) | (18) | (20) | (33) | (22) | (15) | (13) | (29) | (182) | (395) |
| Monthly Actual/Estimated Obligations | (23) | (16) | (15) | (9) | (18) | (20) | (33) | (22) | (15) | (13) | (29) | (182) | (395) |
| Kentucky Floods 2022 | | | | | | | | | | | | | |
| Initial FY 2025 Spend Plan Estimates | (10) | (14) | (7) | (5) | (4) | (11) | (113) | (5) | (4) | (1) | (1) | (31) | (206) |
| Monthly Actual/Estimated Obligations | (10) | (14) | (7) | (5) | (4) | (11) | (113) | (5) | (4) | (1) | (1) | (31) | (206) |
| Texas Floods | | | | | | | | | | | | | |
| Initial FY 2025 Spend Plan Estimates | (36) | (67) | (27) | (25) | (8) | (14) | (46) | (14) | (19) | (10) | (5) | (21) | (292) |
| Monthly Actual/Estimated Obligations | (36) | (67) | (27) | (25) | (8) | (14) | (46) | (14) | (19) | (10) | (5) | (21) | (292) |
| Beryl | | | | | | | | | | | | | |
| Initial FY 2025 Spend Plan Estimates | (38) | (49) | (89) | (36) | (25) | (31) | (37) | (18) | (44) | (10) | (14) | (7) | (398) |
| Monthly Actual/Estimated Obligations | (38) | (49) | (89) | (36) | (25) | (31) | (37) | (18) | (44) | (10) | (14) | (7) | (398) |
| Helene | | | | | | | | | | | | | |
| Initial FY 2025 Spend Plan Estimates ⁽⁵⁾ | (4,913) | (1,140) | (1,047) | - | - | - | - | - | - | - | - | - | (7,100) |
| Monthly Actual/Estimated Obligations | (4,913) | (1,140) | (1,047) | - | - | - | - | - | - | - | - | - | (7,100) |
| Milton | | | | | | | | | | | | | |
| Initial FY 2025 Spend Plan Estimates ⁽⁵⁾ | (1,953) | (298) | (454) | - | - | - | - | - | - | - | - | - | (2,705) |
| Monthly Actual/Estimated Obligations | (1,953) | (298) | (454) | - | - | - | - | - | - | - | - | - | (2,705) |
| Actual/Estimated Major Declaration Obligations | | | | | | | | | | | | | |
| Total DR Actual/Estimated Obligations | (16,575) | (3,708) | (3,069) | (3,666) | (3,995) | (4,093) | (4,809) | (4,000) | (4,073) | (2,666) | (2,217) | (4,307) | (57,178) |
| Monthly Recoveries | | | | | | | | | | | | | |
| Major Declaration Actuals/Estimated | 921 | 509 | 484 | 365 | 365 | 365 | 365 | 365 | 365 | 365 | 366 | 365 | 5,200 |
| Base Actuals/Estimated | 822 | 500 | 475 | 356 | 356 | 356 | 356 | 356 | 356 | 356 | 356 | 355 | 5,000 |
| | 99 | 9 | 9 | 9 | 9 | 9 | 9 | 9 | 9 | 9 | 10 | 10 | 200 |
| DRF Available at End of Month (Including Recoveries) | \$ 6,784 | \$ 3,509 | \$ 866 | \$ (2,508) | \$ (6,197) | \$ (9,993) | \$ (14,512) | \$ (18,202) | \$ (21,978) | \$ (24,333) | \$ (26,240) | \$ (30,266) | |

Notes:

(1) Pursuant to P.L. 118-83, the Continuing Appropriations and Extensions Act, 2025. Section 134 allows the DRF appropriation to be apportioned as necessary, up to the FY 2024 enacted levels, to carry out response and recovery activities.

(2) Pursuant to P.L. 116-260, FY 2021 DHS Appropriations Act and Coronavirus Response and Relief Supplemental Appropriations Act, 2021.

(3) Pursuant to the Disaster Recovery Reform Act (DRRA) (P.L. 115-254). See Appendix G for additional information regarding the BRIC program balance. The BRIC funding continues to be available to FEMA for other purposes should the DRF Majors balance drop too low to cover immediate response or

(4) Anticipated transfers to the U.S. Agency for International Development (USAID) for Compact Aid Agreement.

(5) The remaining projections do not include the full-year estimated obligations for Hurricanes Helene and Milton. Updated projections for FY 2025 will be included in the December report to Congress.

APPENDIX B: DRF Funding Activity (By Catastrophic Disaster)

| Disaster Relief Fund Monthly Detailed Obligations FY 2025 | | | | | | | | | | | | | | |
|---|------------------------|---------|-----------|-----------|-----------|-----------|-----------|-----------|-----------|-----------|-----------|-----------|-----------|---------------|
| (\$ in millions) | | | | | | | | | | | | | | |
| Event/DR | Cumulative Obligations | October | November | December | January | February | March | April | May | June | July | August | September | FY 2025 Total |
| | Through FY 2024 | Actual | Estimated | Estimated | Estimated | Estimated | Estimated | Estimated | Estimated | Estimated | Estimated | Estimated | Estimated | |
| Katrina Rita Wilma | | | | | | | | | | | | | | |
| 1602-FL | (233) | \$ - | - | - | - | - | - | - | - | - | - | - | (1) | (1) |
| 1603-LA | (32,985) | (7) | (8) | - | (1) | - | (5) | - | - | (4) | - | (1) | (23) | (49) |
| 1604-MS | (10,110) | - | - | (2) | - | - | - | - | - | - | - | - | (1) | (3) |
| 1605-AL | (1,039) | - | - | - | - | - | - | - | - | - | - | - | - | - |
| 1606-TX | (1,877) | - | - | - | - | - | - | - | - | - | - | - | - | - |
| 1607-LA | (1,916) | - | - | - | - | - | - | - | - | - | - | - | - | - |
| 1609-FL | (2,565) | - | - | - | - | - | - | - | - | - | - | - | - | - |
| | (50,725) | (7) | (8) | (2) | (1) | - | (5) | - | - | (4) | - | (1) | (25) | (53) |
| Ike | | | | | | | | | | | | | | |
| 1791-TX | (4,369) | (1) | (9) | - | - | - | - | - | - | - | - | - | - | (10) |
| 1792-LA | (369) | - | - | - | - | - | - | - | - | - | - | - | - | - |
| 1797-AL | (8) | - | - | - | - | - | - | - | - | - | - | - | - | - |
| 1802-KY | (24) | - | - | - | - | - | - | - | - | - | - | - | - | - |
| 1804-AR | (3) | - | - | - | - | - | - | - | - | - | - | - | - | - |
| 1805-OH | (56) | - | - | - | - | - | - | - | - | - | - | - | - | - |
| | (4,829) | (1) | (9) | - | - | - | - | - | - | - | - | - | - | (10) |
| Sandy | | | | | | | | | | | | | | |
| 4085-NY | (18,525) | (5) | (9) | (14) | - | (1) | (18) | (7) | (6) | (47) | (19) | (30) | (109) | (265) |
| 4086-NJ | (3,460) | (101) | (9) | (2) | (1) | (1) | (50) | (4) | (4) | (152) | - | - | (23) | (347) |
| 4087-CT | (123) | - | - | - | - | - | - | - | - | - | - | - | - | - |
| 4089-RI | (19) | - | - | - | - | - | - | - | - | - | - | - | - | - |
| 4090-DE | (8) | - | - | - | - | - | - | - | - | - | - | - | - | - |
| 4091-MD | (48) | - | - | - | - | - | - | - | - | - | - | - | - | - |
| 4092-VA | (14) | - | - | - | - | - | - | - | - | - | - | - | - | - |
| 4093-WV | (23) | - | - | - | - | - | - | - | - | - | - | - | - | - |
| 4095-NH | (3) | - | - | - | - | - | - | - | - | - | - | - | - | - |
| 4096-DC | (3) | - | - | - | - | - | - | - | - | - | - | - | - | - |
| 4097- MA | (18) | - | - | - | (2) | - | - | - | - | - | - | - | - | (2) |
| 4098-OH | (24) | - | - | - | - | - | - | - | - | - | - | - | - | - |
| 4099-PA | (17) | - | - | - | - | - | - | - | - | - | - | - | - | - |
| | (22,285) | (106) | (18) | (16) | (3) | (2) | (68) | (11) | (10) | (199) | (19) | (30) | (132) | (614) |
| WV Floods 4273 | | | | | | | | | | | | | | |
| 4273-WV | (639) | - | (1) | (1) | (1) | - | (1) | (1) | (1) | (1) | - | - | (1) | (8) |
| | (639) | - | (1) | (1) | (1) | - | (1) | (1) | (1) | (1) | - | - | (1) | (8) |
| LA Floods 4277 | | | | | | | | | | | | | | |
| 4277-LA | (2,761) | (2) | (2) | (7) | - | - | (1) | - | - | - | - | - | (1) | (13) |
| | (2,761) | (2) | (2) | (7) | - | - | (1) | - | - | - | - | - | (1) | (13) |
| Matthew | | | | | | | | | | | | | | |
| 4283-FL | (501) | (4) | - | (9) | - | (1) | - | - | - | - | - | - | - | (14) |
| 4284-GA | (150) | - | - | - | - | - | - | - | - | - | - | - | - | - |
| 4285-NC | (689) | - | (1) | (1) | - | - | - | - | - | - | - | - | - | (2) |
| 4286-SC | (408) | - | (10) | - | - | - | - | - | - | - | - | - | - | (10) |
| 4291-VA | (41) | - | - | - | - | - | - | - | - | - | - | - | - | - |
| | (1,789) | (4) | (11) | (10) | - | (1) | - | - | - | - | - | - | - | (26) |
| CA Winter Storms | | | | | | | | | | | | | | |
| 4308-CA | (993) | (1) | (15) | (3) | (28) | (10) | - | (1) | - | - | - | - | (1) | (59) |
| | (993) | (1) | (15) | (3) | (28) | (10) | - | (1) | - | - | - | - | (1) | (59) |
| Harvey | | | | | | | | | | | | | | |
| 4332-TX | (8,193) | (23) | (14) | (7) | (32) | (2) | (11) | (17) | (3) | (4) | (3) | (3) | (2) | (121) |
| 4345-LA | (13) | - | - | - | - | - | - | - | - | - | - | - | - | - |
| | (8,206) | (23) | (14) | (7) | (32) | (2) | (11) | (17) | (3) | (4) | (3) | (3) | (2) | (121) |
| Irma | | | | | | | | | | | | | | |
| 4335-VI | (330) | - | - | - | (1) | - | - | - | - | - | - | - | - | (1) |
| 4336-PR | (81) | - | - | - | - | - | - | - | - | - | - | - | - | - |
| 4337-FL | (5,210) | (19) | (3) | (3) | (14) | (5) | (11) | (10) | (7) | (17) | (4) | (7) | (16) | (116) |
| 4338-GA | (198) | - | (3) | (2) | - | - | - | - | - | - | - | (4) | - | (9) |
| 4341-FL | (3) | - | - | - | - | - | - | - | - | - | - | - | - | - |
| 4346-SC | (46) | - | - | - | - | - | - | - | - | - | - | - | - | - |
| | (5,868) | (19) | (6) | (5) | (15) | (5) | (11) | (10) | (7) | (17) | (4) | (11) | (16) | (126) |
| Maria | | | | | | | | | | | | | | |
| 4339-PR | (44,442) | (268) | (178) | (70) | (39) | (200) | (205) | (51) | (430) | (446) | (346) | (138) | (465) | (2,836) |
| 4340-VI | (12,999) | (3,381) | (22) | (13) | (1,251) | (676) | (1,432) | (2,476) | (463) | (124) | (173) | (188) | (3) | (10,202) |

APPENDIX B: DRF Funding Activity (By Catastrophic Disaster)

| Disaster Relief Fund Monthly Detailed Obligations FY 2025 | | | | | | | | | | | | | | |
|---|---|---------|-----------|-----------|-----------|-----------|-----------|-----------|-----------|-----------|-----------|-----------|-----------|---------------|
| (\$ in millions) | | | | | | | | | | | | | | |
| Event/DR | Cumulative Obligations Through FY 2024 | October | November | December | January | February | March | April | May | June | July | August | September | FY 2025 Total |
| | | Actual | Estimated | Estimated | Estimated | Estimated | Estimated | Estimated | Estimated | Estimated | Estimated | Estimated | Estimated | |
| | (57,441) | (3,649) | (200) | (83) | (1,290) | (876) | (1,637) | (2,527) | (893) | (570) | (519) | (326) | (468) | (13,038) |
| CA Wildfires 2017 | | | | | | | | | | | | | | |
| 4344-CA | (1,439) | (14) | (5) | (4) | (7) | - | (20) | (2) | - | - | - | - | (26) | (78) |
| | (1,439) | (14) | (5) | (4) | (7) | - | (20) | (2) | - | - | - | - | (26) | (78) |
| Florence | | | | | | | | | | | | | | |
| 4393-NC | (1,524) | (1) | (14) | (11) | - | - | - | - | - | - | - | - | - | (26) |
| 4394-SC | (250) | - | (1) | (3) | (1) | - | - | - | - | - | - | - | - | (5) |
| 4401-VA | (47) | - | - | - | - | - | - | - | - | - | - | - | - | - |
| | (1,821) | (1) | (15) | (14) | (1) | - | - | - | - | - | - | - | - | (31) |
| Michael | | | | | | | | | | | | | | |
| 4399-FL | (3,112) | (7) | (6) | (5) | (6) | (10) | (7) | (7) | (5) | (7) | (6) | (3) | (163) | (232) |
| 4400-GA | (359) | - | (14) | - | - | (10) | - | - | - | - | - | - | - | (24) |
| 4406-AL | (21) | - | - | - | - | - | - | - | - | - | - | - | - | - |
| 4411-VA | (47) | - | - | - | (1) | - | (1) | (1) | - | (1) | (2) | (1) | (2) | (9) |
| 4412 -NC | (24) | - | - | - | - | - | - | - | - | (1) | - | - | - | (1) |
| | (3,563) | (7) | (20) | (5) | (7) | (20) | (8) | (8) | (5) | (9) | (8) | (4) | (165) | (266) |
| Nebraska Winter Storm 2019 | | | | | | | | | | | | | | |
| 4420-NE | (706) | - | (1) | - | (28) | - | (1) | (1) | - | - | - | - | (4) | (35) |
| | (706) | - | (1) | - | (28) | - | (1) | (1) | - | - | - | - | (4) | (35) |
| Yutu | | | | | | | | | | | | | | |
| 4404-NMI | (860) | (1) | - | (1) | (2) | (1) | - | (1) | (2) | - | - | - | (1) | (9) |
| | (860) | (1) | - | (1) | (2) | (1) | - | (1) | (2) | - | - | - | (1) | (9) |
| CA Wildfires 2018 | | | | | | | | | | | | | | |
| 4407-CA | (1,878) | (56) | (30) | (14) | (22) | (694) | - | (24) | - | (17) | - | - | (3) | (860) |
| | (1,878) | (56) | (30) | (14) | (22) | (694) | - | (24) | - | (17) | - | - | (3) | (860) |
| PR Earthquakes 4473 | | | | | | | | | | | | | | |
| 4473-PR | (1,268) | (5) | (8) | (17) | (6) | (8) | (10) | (2) | (25) | (45) | (58) | (16) | (14) | (214) |
| | (1,268) | (5) | (8) | (17) | (6) | (8) | (10) | (2) | (25) | (45) | (58) | (16) | (14) | (214) |
| COVID-19 | | | | | | | | | | | | | | |
| 4480-NY | (21,168) | (510) | (95) | (71) | (400) | (307) | (376) | (576) | (233) | (309) | (181) | (296) | (899) | (4,253) |
| 4481-WA | (3,506) | (30) | (34) | (10) | (34) | (19) | (8) | (1) | (68) | (225) | (45) | (43) | (10) | (527) |
| 4482-CA | (19,177) | (1,283) | (138) | (134) | (442) | (447) | (243) | (243) | (657) | (464) | (296) | (227) | (183) | (4,757) |
| 4483-IA | (609) | (2) | (39) | (24) | (22) | (1) | (6) | (3) | - | (79) | (24) | (3) | (17) | (220) |
| 4484-LA | (3,388) | (2) | (10) | (3) | (33) | (24) | (50) | (19) | (21) | - | - | (7) | - | (169) |
| 4485-TX | (19,028) | (58) | (13) | (21) | (75) | (91) | (94) | (72) | (109) | (88) | (1) | (30) | (51) | (703) |
| 4486-FL | (4,817) | (658) | (103) | (18) | (21) | (223) | (265) | (40) | (292) | (244) | (95) | (20) | (74) | (2,053) |
| 4487-NC | (2,863) | (4) | (20) | (1) | (8) | (1) | (1) | (44) | (1) | (92) | (82) | (51) | (287) | (592) |
| 4488-NJ | (4,961) | (120) | (66) | (13) | (45) | (167) | (49) | (28) | (22) | (51) | (1) | (1) | (2) | (565) |
| 4489-IL | (3,773) | (9) | (15) | (8) | (50) | (22) | (24) | (62) | (74) | (67) | (46) | (15) | (24) | (416) |
| 4490-MO | (1,229) | (14) | (37) | (18) | (1) | (1) | (23) | (1) | (1) | (190) | (1) | (1) | (74) | (362) |
| 4491-MD | (3,074) | (30) | (10) | (6) | (10) | (25) | (44) | (17) | (44) | (30) | (85) | (80) | (278) | (659) |
| 4492-SC | (1,044) | (28) | (2) | (7) | (8) | (17) | (44) | (2) | - | (135) | (13) | (13) | (52) | (321) |
| 4493-PR | (607) | - | (6) | (4) | - | (1) | - | - | - | - | - | - | (4) | (15) |
| 4494-MI | (2,978) | (110) | (34) | (9) | (39) | (113) | (5) | (1) | (19) | (7) | - | (43) | (6) | (386) |
| 4495-GU | (141) | - | - | - | (2) | - | (4) | (1) | - | - | - | - | - | (7) |
| 4496-MA | (4,504) | (38) | (75) | (36) | (28) | (50) | (22) | (96) | (70) | (89) | (27) | (18) | (55) | (604) |
| 4497-KY | (520) | - | (2) | (2) | - | (33) | (1) | - | (17) | (2) | (52) | (29) | (27) | (165) |
| 4498-CO | (2,771) | - | (14) | (11) | (3) | (1) | (1) | (4) | (2) | (22) | (1) | (1) | (1) | (61) |
| 4499-OR | (2,128) | (123) | (36) | (8) | (2) | (72) | - | (11) | (127) | (14) | - | (14) | (20) | (427) |
| 4500-CT | (1,465) | (15) | (6) | (10) | (3) | - | - | (1) | (2) | - | (12) | (2) | - | (51) |
| 4501-GA | (1,833) | (4) | (5) | (22) | (15) | (13) | (17) | (61) | (12) | (2) | (135) | (21) | (133) | (440) |
| 4502-DC | (1,212) | (19) | (17) | - | (2) | - | - | (5) | - | (3) | (1) | (1) | (116) | (164) |
| 4503-AL | (436) | (5) | (1) | (6) | - | (2) | - | - | (3) | (4) | (1) | - | - | (22) |
| 4504-KS | (672) | (3) | (4) | (7) | (6) | - | (17) | - | (43) | - | (1) | - | (3) | (84) |
| 4505-RI | (1,104) | (7) | (16) | - | - | - | - | - | (61) | - | - | (1) | - | (85) |
| 4506-PA | (3,780) | (297) | (10) | (5) | (21) | (7) | (18) | (18) | (41) | (54) | (46) | (55) | (62) | (634) |
| 4507-OH | (1,983) | (11) | (5) | (14) | (51) | (22) | (45) | (78) | (34) | (116) | (176) | (57) | (133) | (742) |
| 4508-MT | (170) | - | (4) | (1) | (1) | (1) | - | - | - | - | - | - | - | (7) |
| 4509-ND | (304) | - | (1) | (5) | - | - | - | - | - | (17) | - | - | - | (23) |
| 4510-HI | (758) | (9) | (2) | (1) | (2) | (1) | (1) | (1) | (1) | (1) | (1) | (1) | (1) | (22) |
| 4511-MP | (143) | - | (1) | - | (2) | - | (2) | - | (1) | - | - | - | - | (6) |
| 4512-VA | (1,725) | (28) | (3) | (2) | (31) | (5) | (17) | (45) | (96) | (16) | (4) | (36) | (1) | (284) |
| 4513-VI | (203) | - | - | - | - | - | - | - | - | - | - | - | (1) | (1) |
| 4514-TN | (1,180) | (3) | (15) | (17) | (3) | (17) | (8) | - | (1) | (9) | (1) | (24) | (32) | (130) |

APPENDIX B: DRF Funding Activity (By Catastrophic Disaster)

| Disaster Relief Fund Monthly Detailed Obligations FY 2025 | | | | | | | | | | | | | | | | |
|---|------------------------|---------|---------|----------|----------|---------|----------|---------|---------|---------|---------|---------|---------|-----------|---------------|--|
| (\$ in millions) | | | | | | | | | | | | | | | | |
| Event/DR | Cumulative Obligations | | October | November | December | January | February | March | April | May | June | July | August | September | FY 2025 Total | |
| | Through FY 2024 | | | | | | | | | | | | | | | |
| 4515-IN | (843) | (1) | - | (2) | (24) | (7) | (3) | - | (15) | - | (13) | - | - | - | (65) | |
| 4516-NH | (499) | (3) | (1) | (2) | (2) | - | - | - | (14) | - | - | - | - | - | (22) | |
| 4517-WV | (427) | (2) | - | (1) | - | - | - | - | - | (19) | - | (3) | (20) | - | (45) | |
| 4518-AR | (418) | - | - | (1) | (7) | (8) | (16) | (13) | - | (1) | - | - | - | - | (46) | |
| 4520-WI | (1,297) | (1) | (14) | (2) | (8) | (3) | (1) | (1) | (2) | (7) | (9) | (4) | - | - | (52) | |
| 4521-NE | (389) | (1) | (4) | (5) | - | - | - | - | (9) | - | (4) | - | (9) | - | (32) | |
| 4522-ME | (525) | (4) | (1) | - | (5) | (4) | (8) | (5) | (32) | (16) | (73) | (17) | (18) | - | (183) | |
| 4523-NV | (687) | - | (10) | (13) | - | - | - | - | - | - | - | - | - | - | (23) | |
| 4524-AZ | (1,482) | (464) | (13) | (9) | (9) | (15) | (4) | (9) | (3) | (10) | (2) | (3) | (2) | - | (543) | |
| 4525-UT | (596) | (9) | (2) | - | (1) | - | - | (2) | - | (1) | - | - | - | - | (15) | |
| 4526-DE | (382) | (3) | - | - | (23) | - | - | (2) | - | - | - | - | - | - | (28) | |
| 4527-SD | (70) | - | (1) | - | - | - | - | - | - | - | - | - | - | - | (1) | |
| 4528-MS | (785) | (14) | (1) | (5) | (2) | - | - | - | (155) | (6) | - | - | (6) | - | (189) | |
| 4529-NM | (662) | (128) | (3) | (5) | (35) | (6) | - | - | - | - | - | - | - | - | (177) | |
| 4530-OK | (462) | (12) | (3) | (10) | (47) | (26) | (39) | (13) | (36) | (35) | - | (26) | - | - | (247) | |
| 4531-MN | (1,141) | (6) | (1) | - | (1) | - | - | - | (47) | (7) | (2) | - | - | - | (64) | |
| 4532-VT | (602) | (7) | (1) | (1) | - | - | - | - | - | - | (9) | - | - | - | (18) | |
| 4533-AK | (578) | (1) | - | - | (1) | - | - | - | - | (1) | (1) | - | - | - | (4) | |
| 4534-ID | (303) | - | (1) | (3) | (7) | (1) | (2) | (2) | (14) | (4) | (5) | (4) | (1) | - | (44) | |
| 4535-WY | (106) | - | - | - | - | - | - | - | - | - | - | - | - | - | - | |
| 4537-AS | (26) | - | (2) | - | (1) | - | - | - | - | - | - | - | - | - | (3) | |
| 4545-FL | (2) | - | - | - | - | - | - | - | - | - | - | - | - | - | - | |
| 4582-AZ | (19) | - | - | - | - | - | - | - | - | - | - | - | - | - | - | |
| 4591-TR | (2) | - | - | - | - | - | - | - | - | - | - | - | - | - | - | |
| | (131,557) | (4,076) | (897) | (553) | (1,533) | (1,753) | (1,458) | (1,477) | (2,379) | (2,437) | (1,446) | (1,147) | (2,602) | | (21,758) | |
| California Wildfires 2020 | | | | | | | | | | | | | | | | |
| 4558-CA | (641) | (2) | (19) | (16) | - | (1) | (3) | - | - | (83) | - | (2) | - | - | (126) | |
| | (641) | (2) | (19) | (16) | - | (1) | (3) | - | - | (83) | - | (2) | - | - | (126) | |
| Laura | | | | | | | | | | | | | | | | |
| 4559-LA | (4,048) | (147) | (63) | (15) | (41) | (37) | (73) | (26) | (29) | (31) | (27) | (35) | (3) | (527) | (527) | |
| 4572-TX | (80) | (3) | (1) | (1) | - | - | (1) | - | - | - | - | - | - | - | (6) | |
| | (4,128) | (150) | (64) | (16) | (41) | (37) | (74) | (26) | (29) | (31) | (27) | (35) | (3) | (533) | (533) | |
| Oregon Wildfires 2020 | | | | | | | | | | | | | | | | |
| 4562-OR | (853) | (7) | (18) | (14) | (14) | (6) | (10) | (1) | (12) | (15) | - | (32) | (3) | (132) | (132) | |
| | (853) | (7) | (18) | (14) | (14) | (6) | (10) | (1) | (12) | (15) | - | (32) | (3) | (132) | (132) | |
| Ida | | | | | | | | | | | | | | | | |
| 4611-LA | (6,402) | (99) | (115) | (21) | (63) | (18) | (134) | (14) | (88) | (113) | (29) | (25) | (23) | (742) | (742) | |
| 4614-NJ | (687) | (6) | (10) | (24) | (3) | (1) | (1) | (22) | (31) | (2) | - | - | - | (100) | (100) | |
| 4615-NY | (556) | (5) | (62) | (44) | (12) | (5) | (55) | (29) | (48) | (57) | (65) | (125) | (31) | (538) | (538) | |
| 4618-PA | (346) | (5) | (6) | (10) | (7) | (2) | (11) | (10) | (3) | (7) | (2) | (4) | (4) | (71) | (71) | |
| 4626-MS | (52) | - | (3) | (1) | - | (1) | - | - | - | - | - | - | - | (5) | (5) | |
| 4627-DE | (7) | (1) | - | - | - | - | - | - | - | - | - | - | - | (1) | (1) | |
| 4629-CT | (21) | (1) | (1) | (4) | (1) | (2) | - | (5) | - | - | (1) | - | - | (15) | (15) | |
| | (8,071) | (117) | (197) | (104) | (86) | (29) | (201) | (80) | (170) | (179) | (97) | (154) | (58) | (1,472) | (1,472) | |
| Fiona | | | | | | | | | | | | | | | | |
| 4671-PR | (3,504) | (145) | (123) | (64) | (102) | (57) | (57) | (60) | (103) | (79) | (40) | (44) | (39) | (913) | (913) | |
| | (3,504) | (145) | (123) | (64) | (102) | (57) | (57) | (60) | (103) | (79) | (40) | (44) | (39) | (913) | (913) | |
| Ian | | | | | | | | | | | | | | | | |
| 4673-FL | (5,183) | (96) | (127) | (143) | (108) | (78) | (126) | (85) | (80) | (83) | (151) | (165) | (181) | (1,423) | (1,423) | |
| 4675-TR | (3) | - | - | - | - | - | - | - | - | - | - | - | - | - | - | |
| 4677-SC | (32) | (1) | - | (2) | (2) | (3) | - | - | - | - | - | - | (2) | (10) | (10) | |
| | (5,218) | (97) | (127) | (145) | (110) | (81) | (126) | (85) | (80) | (83) | (151) | (165) | (183) | (1,433) | (1,433) | |
| Hawaii Wildfires | | | | | | | | | | | | | | | | |
| 4724-HI | (2,629) | (53) | (69) | (85) | (43) | (136) | (40) | (37) | (26) | (13) | (62) | (21) | (37) | (622) | (622) | |
| | (2,629) | (53) | (69) | (85) | (43) | (136) | (40) | (37) | (26) | (13) | (62) | (21) | (37) | (622) | (622) | |
| Idalia | | | | | | | | | | | | | | | | |
| 4734-FL | (658) | (19) | (9) | (4) | (9) | (17) | (19) | (33) | (21) | (15) | (13) | (29) | (180) | (368) | (368) | |
| 4738-GA | (70) | (4) | (7) | (11) | - | (1) | (1) | - | (1) | - | - | - | (2) | (27) | (27) | |
| | (728) | (23) | (16) | (15) | (9) | (18) | (20) | (33) | (22) | (15) | (13) | (29) | (182) | (395) | (395) | |
| Kentucky Floods 2022 | | | | | | | | | | | | | | | | |
| 4663-KY | (749) | (10) | (14) | (7) | (5) | (4) | (11) | (113) | (5) | (4) | (1) | (1) | (31) | (206) | (206) | |
| | (749) | (10) | (14) | (7) | (5) | (4) | (11) | (113) | (5) | (4) | (1) | (1) | (31) | (206) | (206) | |

APPENDIX B: DRF Funding Activity (By Catastrophic Disaster)

| Disaster Relief Fund Monthly Detailed Obligations FY 2025 | | | | | | | | | | | | | | | |
|---|---|-------------|------------|------------|------------|------------|------------|------------|------------|------------|------------|------------|------------|---------------|--|
| (\$ in millions) | | | | | | | | | | | | | | | |
| Event/DR | Cumulative Obligations Through FY 2024 | October | November | December | January | February | March | April | May | June | July | August | September | FY 2025 Total | |
| | Actual | Estimated | Estimated | Estimated | Estimated | Estimated | Estimated | Estimated | Estimated | Estimated | Estimated | Estimated | Estimated | | |
| Texas Floods | | | | | | | | | | | | | | | |
| 4776-OK | (44) | (11) | (6) | (2) | (1) | (1) | - | (1) | (1) | (1) | - | (1) | - | (25) | |
| 4781-TX | (659) | (25) | (61) | (25) | (24) | (7) | (14) | (45) | (13) | (18) | (10) | (4) | (21) | (267) | |
| | (703) | (36) | (67) | (27) | (25) | (8) | (14) | (46) | (14) | (19) | (10) | (5) | (21) | (292) | |
| Beryl | | | | | | | | | | | | | | | |
| 4798-TX | (1,185) | (38) | (49) | (89) | (36) | (25) | (31) | (37) | (18) | (44) | (10) | (14) | (7) | (398) | |
| | (1,185) | (38) | (49) | (89) | (36) | (25) | (31) | (37) | (18) | (44) | (10) | (14) | (7) | (398) | |
| Helene | | | | | | | | | | | | | | | |
| 4827-NC | (96) | (2,329) | (172) | (252) | - | - | - | - | - | - | - | - | - | (2,753) | |
| 4828-FL | (13) | (1,169) | (142) | (427) | - | - | - | - | - | - | - | - | - | (1,738) | |
| 4829-SC | (2) | (675) | (63) | (152) | - | - | - | - | - | - | - | - | - | (890) | |
| 4830-GA | - | (542) | (459) | (170) | - | - | - | - | - | - | - | - | - | (1,171) | |
| 4831-VA | - | (112) | (47) | (13) | - | - | - | - | - | - | - | - | - | (172) | |
| 4832-TN | - | (86) | (257) | (33) | - | - | - | - | - | - | - | - | - | (376) | |
| | (111) | (4,913) | (1,140) | (1,047) | - | - | - | - | - | - | - | - | - | (7,100) | |
| Milton | | | | | | | | | | | | | | | |
| 4834-FL | - | (1,953) | (298) | (454) | - | - | - | - | - | - | - | - | - | (2,705) | |
| | - | (1,953) | (298) | (454) | - | - | - | - | - | - | - | - | - | (2,705) | |
| TOTAL | \$ (326,509) | \$ (15,516) | \$ (3,460) | \$ (2,824) | \$ (3,446) | \$ (3,774) | \$ (3,817) | \$ (4,599) | \$ (3,803) | \$ (3,867) | \$ (2,468) | \$ (2,040) | \$ (4,024) | \$ (53,646) | |

APPENDIX C: Hurricanes Sandy, Harvey, Irma, and Maria, COVID-19 and Disasters Declared Since August 1, 2017
(Actuals/Estimated Obligations by Program)

Hurricanes Sandy, Harvey, Irma and Maria, COVID-19, and Disasters Declared Since August 1, 2017
FY 2025 Actuals/Estimated
as of October 31, 2024
(\$ in millions)

| | Cumulative Obligations Through FY 2024 ⁽¹⁾ | Actual/Estimated 1st Qtr | Estimated 2nd Qtr | Estimated 3rd Qtr | Estimated 4th Qtr | FY 2025 Totals | Totals Through FY 2025 |
|-----------------------|--|-----------------------------|----------------------|----------------------|----------------------|----------------|---------------------------|
| SANDY | | | | | | | |
| Public Assistance | \$ 17,046 | \$ 126 | \$ 64 | \$ 203 | \$ 180 | \$ 573 | \$ 17,619 |
| Individual Assistance | 1,600 | - | - | - | - | - | 1,600 |
| Mitigation | 1,716 | 5.00 | 8.00 | 8 | - | 21 | 1,737 |
| Operations | 318 | - | - | - | - | - | 318 |
| Administrative | 1,605 | 9 | 1 | 9 | 1 | 20 | 1,625 |
| Total | \$ 22,285 | \$ 140 | \$ 73 | \$ 220 | \$ 181 | \$ 614 | \$ 22,899 |

| | Cumulative Obligations Through FY 2024 ⁽¹⁾ | Actual/Estimated 1st Qtr | Estimated 2nd Qtr | Estimated 3rd Qtr | Estimated 4th Qtr | FY 2025 Totals | Totals Through FY 2025 |
|-----------------------|--|-----------------------------|----------------------|----------------------|----------------------|----------------|---------------------------|
| HARVEY | | | | | | | |
| Public Assistance | \$ 2,815 | \$ 17 | \$ 17 | \$ 12 | \$ 4 | \$ 50 | \$ 2,865 |
| Individual Assistance | 2,928 | - | - | - | - | - | 2,928 |
| Mitigation | 461 | 24.00 | 23.00 | 9 | 1 | 57 | 518 |
| Operations | 185 | - | - | - | - | - | 185 |
| Administrative | 1,817 | 3 | 5 | 3 | 3 | 14 | 1,831 |
| Total | \$ 8,206 | \$ 44 | \$ 45 | \$ 24 | \$ 8 | \$ 121 | \$ 8,327 |

| | Cumulative Obligations Through FY 2024 ⁽¹⁾ | Actual/Estimated 1st Qtr | Estimated 2nd Qtr | Estimated 3rd Qtr | Estimated 4th Qtr | FY 2025 Totals | Totals Through FY 2025 |
|-----------------------|--|-----------------------------|----------------------|----------------------|----------------------|----------------|---------------------------|
| IRMA | | | | | | | |
| Public Assistance | \$ 2,690 | \$ 6 | \$ 8 | \$ 18 | \$ 17 | \$ 49 | \$ 2,739 |
| Individual Assistance | 1,302 | - | - | - | - | - | 1,302 |
| Mitigation | 425 | 23.00 | 19.00 | 15 | 13 | 70 | 495 |
| Operations | 253 | - | - | - | - | - | 253 |
| Administrative | 1,198 | 1 | 4 | 1 | 1 | 7 | 1,205 |
| Total | \$ 5,868 | \$ 30 | \$ 31 | \$ 34 | \$ 31 | \$ 126 | \$ 5,994 |

| | Cumulative Obligations Through FY 2024 ⁽¹⁾ | Actual/Estimated 1st Qtr | Estimated 2nd Qtr | Estimated 3rd Qtr | Estimated 4th Qtr | FY 2025 Totals | Totals Through FY 2025 |
|-----------------------|--|-----------------------------|----------------------|----------------------|----------------------|------------------|---------------------------|
| MARIA | | | | | | | |
| Public Assistance | \$ 45,803 | \$ 3,802 | \$ 3,677 | \$ 3,848 | \$ 1,228 | \$ 12,555 | \$ 58,358 |
| Individual Assistance | 2,428 | - | - | - | - | - | 2,428 |
| Mitigation | 616 | 76.00 | 89.00 | 101 | 51 | 317 | 933 |
| Operations | 4,336 | - | - | - | - | - | 4,336 |
| Administrative | 4,258 | 54 | 37 | 41 | 34 | 166 | 4,424 |
| Total | \$ 57,441 | \$ 3,932 | \$ 3,803 | \$ 3,990 | \$ 1,313 | \$ 13,038 | \$ 70,479 |

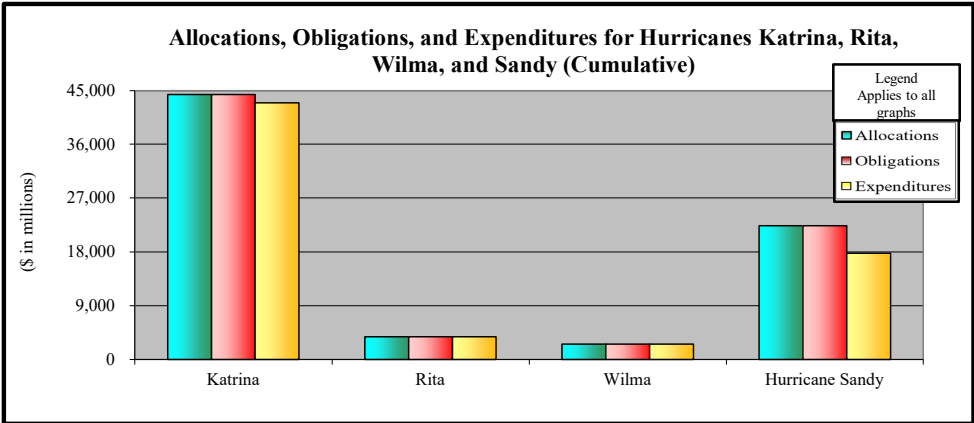
| | Cumulative Obligations Through FY 2024 ⁽¹⁾ | Actual/Estimated 1st Qtr | Estimated 2nd Qtr | Estimated 3rd Qtr | Estimated 4th Qtr | FY 2025 Totals | Totals Through FY 2025 |
|-----------------------|--|-----------------------------|----------------------|----------------------|----------------------|------------------|---------------------------|
| COVID-19 | | | | | | | |
| Public Assistance | \$ 82,486 | \$ 5,100 | \$ 4,419 | \$ 6,082 | \$ 5,039 | \$ 20,640 | \$ 103,126 |
| Individual Assistance | 40,175 | 13.00 | 15.00 | 9 | 7 | 44 | 40,219 |
| Mitigation | 892 | 355.00 | 256.00 | 154 | 101 | 866 | 1,758 |
| Operations | 6,080 | - | - | - | - | - | 6,080 |
| Administrative | 1,924 | 58 | 54 | 48 | 48 | 208 | 2,132 |
| Total | \$ 131,557 | \$ 5,526 | \$ 4,744 | \$ 6,293 | \$ 5,195 | \$ 21,758 | \$ 153,315 |

| | Cumulative Obligations Through FY 2024 ⁽¹⁾ | Actual/Estimated 1st Qtr | Estimated 2nd Qtr | Estimated 3rd Qtr | Estimated 4th Qtr | FY 2025 Totals | Totals Through FY 2025 |
|---|--|-----------------------------|----------------------|----------------------|----------------------|------------------|---------------------------|
| Disasters Declared Since 8/1/2017 ⁽²⁾ | | | | | | | |
| Public Assistance | \$ 162,278 | \$ 14,185 | \$ 11,089 | \$ 11,968 | \$ 8,913 | \$ 46,155 | \$ 208,433 |
| Individual Assistance | 58,934 | 4,900 | 1,553.00 | 642 | (49) | 7,046 | 65,980 |
| Mitigation | 4,302 | 960 | 662.00 | 517 | 359 | 2,498 | 6,800 |
| Operations | 15,412 | 2,107 | 4.00 | 6 | 3 | 2,120 | 17,532 |
| Administrative | 19,999 | 2,110 | 876 | 716 | 491 | 4,193 | 24,192 |
| Total | \$ 260,925 | \$ 24,262 | \$ 14,184 | \$ 13,849 | \$ 9,717 | \$ 62,012 | \$ 322,937 |

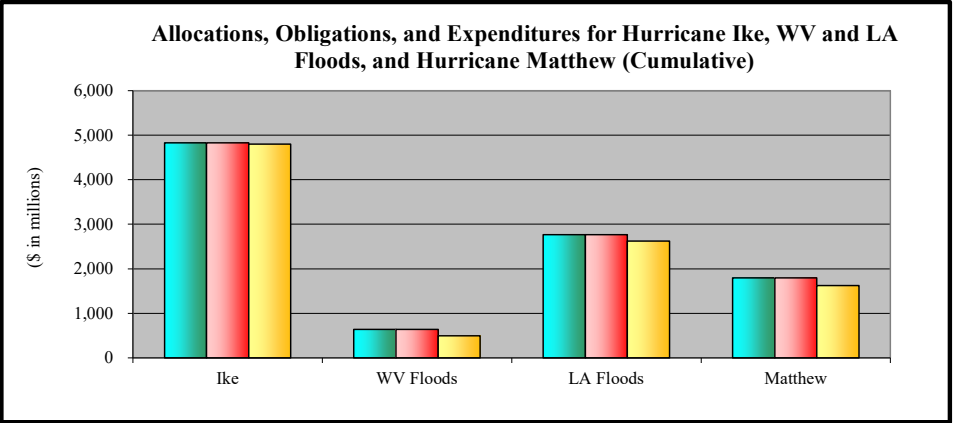
(1) Adjusted for recoveries that occur in FY 2025 against prior-year obligations.

(2) Per section 1224 of DRRRA (P.L. 115-254).

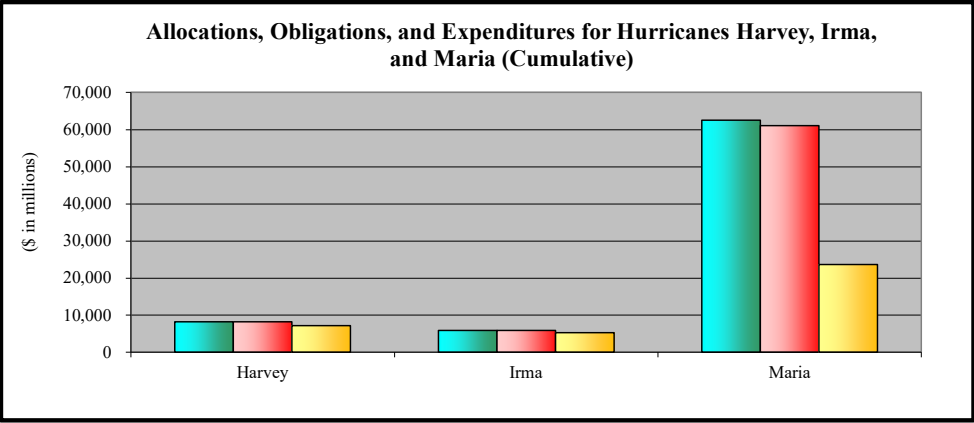
as of October 31, 2024



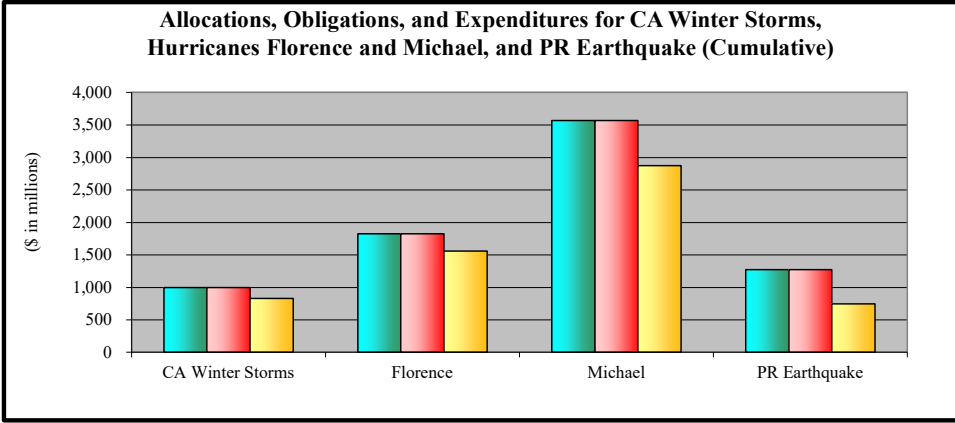
| | Katrina | Rita | Wilma | Hurricane Sandy | Total |
|--------------|-----------|----------|----------|-----------------|-----------|
| Allocations | \$ 44,374 | \$ 3,793 | \$ 2,565 | \$ 22,394 | \$ 73,126 |
| Obligations | 44,374 | 3,793 | 2,565 | 22,391 | 73,123 |
| Expenditures | \$ 42,963 | \$ 3,777 | \$ 2,565 | \$ 17,792 | \$ 67,097 |



| | Ike | WV Floods | LA Floods | Matthew | Total |
|--------------|----------|-----------|-----------|----------|-----------|
| Allocations | \$ 4,830 | \$ 639 | \$ 2,763 | \$ 1,794 | \$ 10,026 |
| Obligations | 4,830 | 639 | 2,763 | 1,793 | 10,025 |
| Expenditures | \$ 4,800 | \$ 496 | \$ 2,626 | \$ 1,620 | \$ 9,542 |



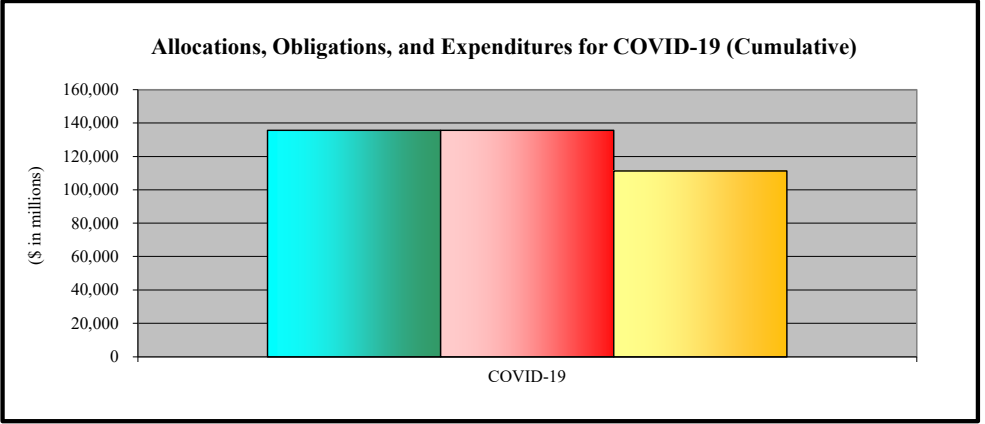
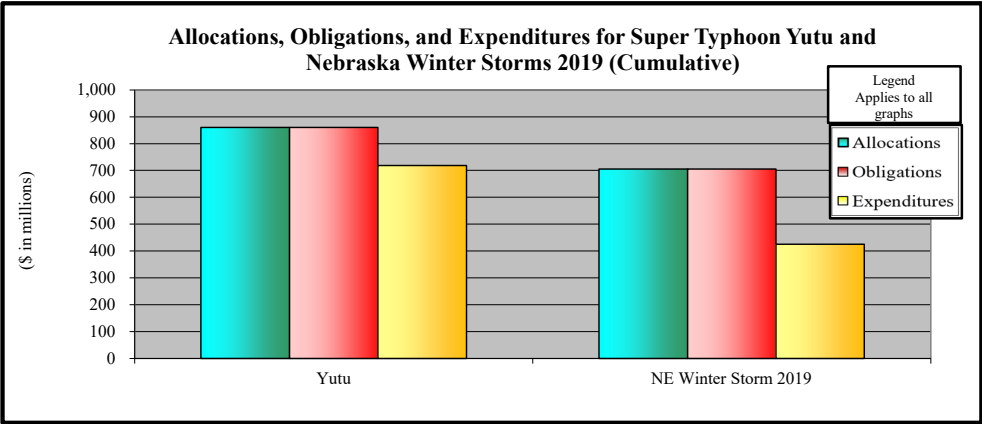
| | Harvey | Irma | Maria | Total |
|--------------|----------|----------|-----------|-----------|
| Allocations | \$ 8,230 | \$ 5,887 | \$ 62,504 | \$ 76,621 |
| Obligations | 8,229 | 5,887 | 61,090 | 75,206 |
| Expenditures | \$ 7,188 | \$ 5,278 | \$ 23,606 | \$ 36,072 |



| | CA Winter Storms | Florence | Michael | PR Earthquake | Total |
|--------------|------------------|----------|----------|---------------|----------|
| Allocations | \$ 994 | \$ 1,822 | \$ 3,570 | \$ 1,273 | \$ 7,659 |
| Obligations | 994 | 1,822 | 3,570 | 1,273 | 7,659 |
| Expenditures | \$ 826 | \$ 1,557 | \$ 2,871 | \$ 742 | \$ 5,996 |

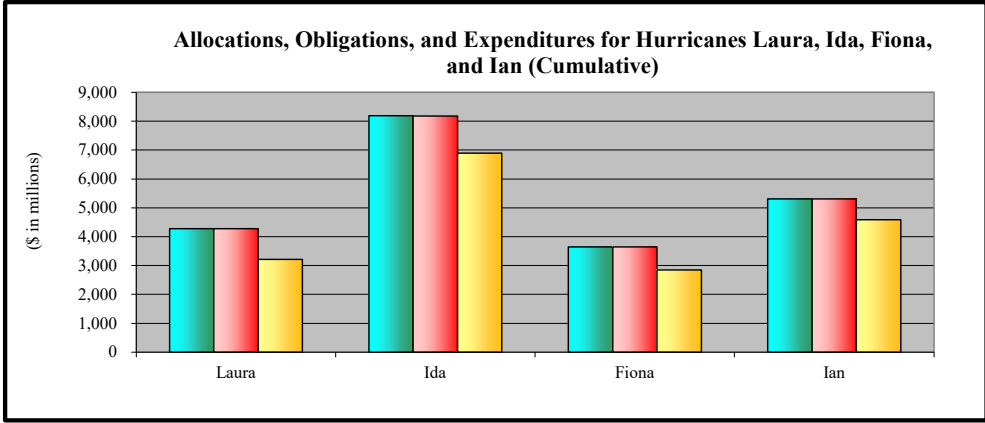
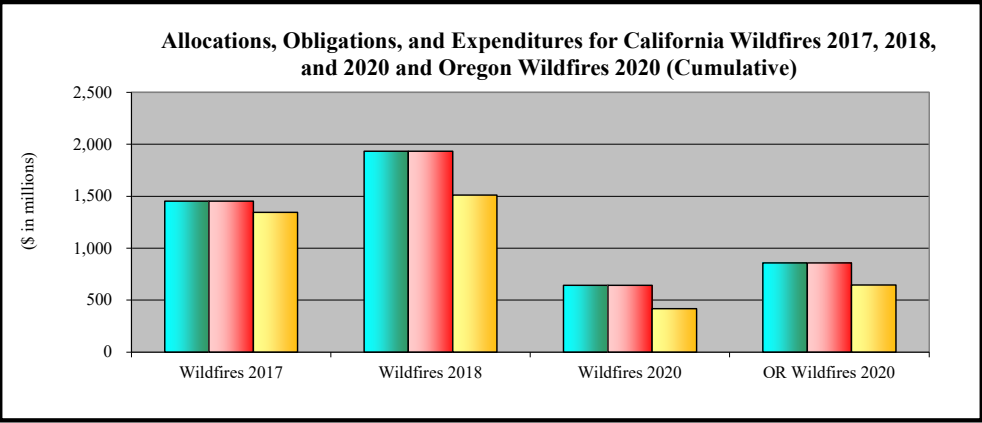
Source of financial information is IFMIS.
Total obligations include prior-year deobligations.

as of October 31, 2024



| | Yutu | NE Winter Storm 2019 | Total |
|--------------|--------|----------------------|----------|
| Allocations | \$ 861 | \$ 706 | \$ 1,567 |
| Obligations | 861 | 706 | 1,567 |
| Expenditures | \$ 719 | \$ 426 | \$ 1,145 |

| | COVID-19 | Total |
|--------------|------------|------------|
| Allocations | \$ 135,659 | \$ 135,659 |
| Obligations | 135,633 | 135,633 |
| Expenditures | \$ 111,284 | \$ 111,284 |

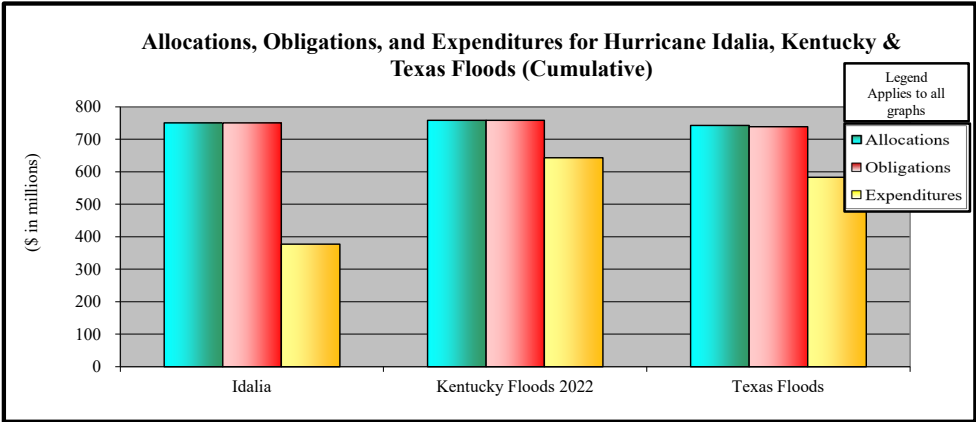


| | Wildfires 2017 | Wildfires 2018 | Wildfires 2020 | OR Wildfires 2020 | Total |
|--------------|----------------|----------------|----------------|-------------------|----------|
| Allocations | \$ 1,453 | \$ 1,934 | \$ 643 | \$ 860 | \$ 4,890 |
| Obligations | 1,453 | 1,934 | 643 | 860 | 4,890 |
| Expenditures | \$ 1,345 | \$ 1,512 | \$ 419 | \$ 647 | \$ 3,923 |

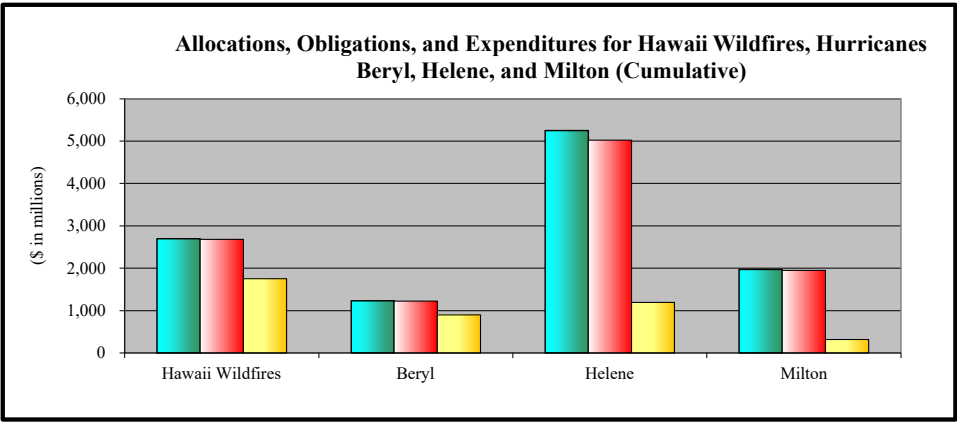
| | Laura | Ida | Fiona | Ian | Total |
|--------------|----------|----------|----------|----------|-----------|
| Allocations | \$ 4,278 | \$ 8,191 | \$ 3,649 | \$ 5,315 | \$ 21,433 |
| Obligations | 4,278 | 8,188 | 3,649 | 5,315 | 21,430 |
| Expenditures | \$ 3,220 | \$ 6,896 | \$ 2,849 | \$ 4,595 | \$ 17,560 |

Source of financial information is IFMIS.
Total obligations include prior-year deobligations.

as of October 31, 2024



| | Idalia | Kentucky Floods 2022 | Texas Floods | Total |
|--------------|--------|----------------------|--------------|----------|
| Allocations | \$ 751 | \$ 759 | \$ 743 | \$ 2,253 |
| Obligations | 751 | 759 | 739 | 2,249 |
| Expenditures | \$ 378 | \$ 644 | \$ 584 | \$ 1,606 |

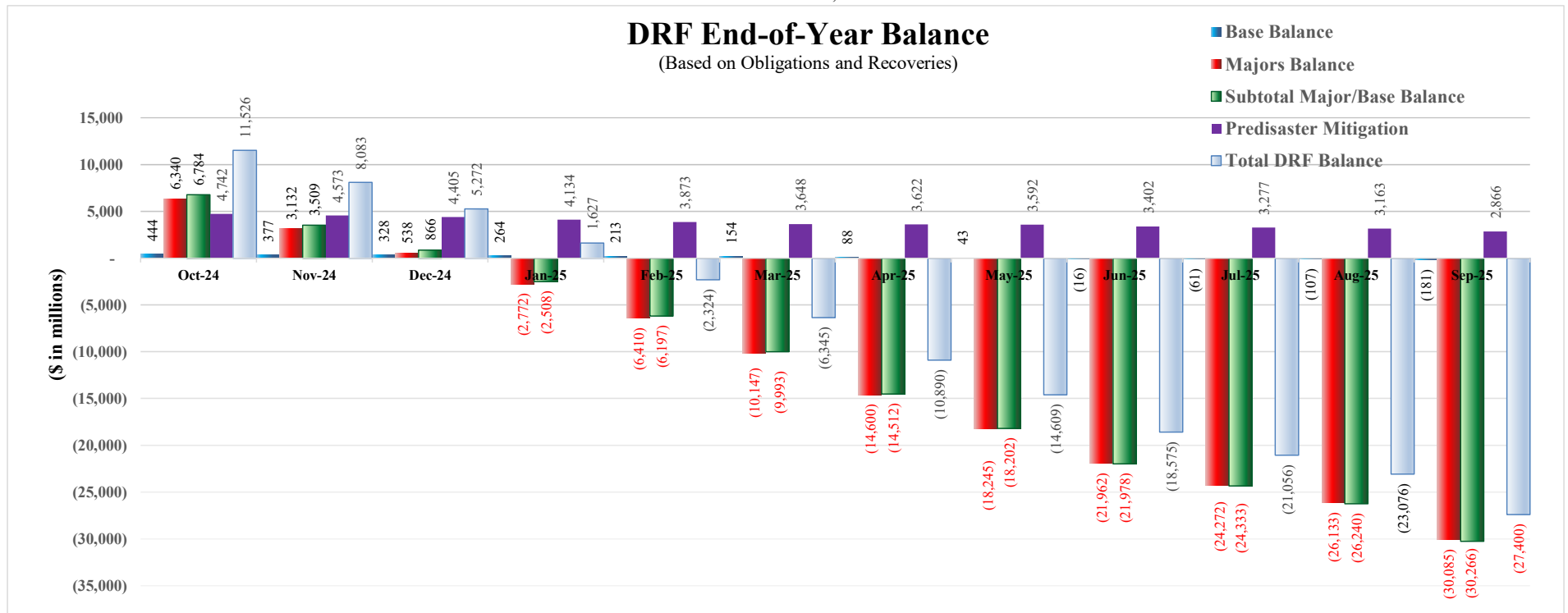


| | Hawaii Wildfires | Beryl | Helene | Milton | Total |
|--------------|------------------|----------|----------|----------|-----------|
| Allocations | \$ 2,697 | \$ 1,230 | \$ 5,246 | \$ 1,976 | \$ 11,149 |
| Obligations | 2,682 | 1,223 | 5,024 | 1,953 | 10,882 |
| Expenditures | \$ 1,758 | \$ 899 | \$ 1,195 | \$ 323 | \$ 4,175 |

Source of financial information is IFMIS.
Total obligations include prior-year deobligations.

APPENDIX E: Fund Exhaustion Date

as of October 31, 2024



| DRF End-of-Month Balance | Oct-24 | Nov-24 | Dec-24 | Jan-25 | Feb-25 | Mar-25 | Apr-25 | May-25 | Jun-25 | Jul-25 | Aug-25 | Sep-25 |
|-------------------------------|-----------|----------|----------|----------|------------|------------|-------------|-------------|-------------|-------------|-------------|-------------|
| Base Balance | \$ 444 | \$ 377 | \$ 328 | \$ 264 | \$ 213 | \$ 154 | \$ 88 | \$ 43 | \$ (16) | \$ (61) | \$ (107) | \$ (181) |
| Majors Balance ⁽¹⁾ | 6,340 | 3,132 | 538 | (2,772) | (6,410) | (10,147) | (14,600) | (18,245) | (21,962) | (24,272) | (26,133) | (30,085) |
| Subtotal Major/Base Balance | 6,784 | 3,509 | 866 | (2,508) | (6,197) | (9,993) | (14,512) | (18,202) | (21,978) | (24,333) | (26,240) | (30,266) |
| Predisaster Mitigation | 4,742 | 4,573 | 4,405 | 4,134 | 3,873 | 3,648 | 3,622 | 3,592 | 3,402 | 3,277 | 3,163 | 2,866 |
| Total DRF Balance | \$ 11,526 | \$ 8,083 | \$ 5,272 | \$ 1,627 | \$ (2,324) | \$ (6,345) | \$ (10,890) | \$ (14,609) | \$ (18,575) | \$ (21,056) | \$ (23,076) | \$ (27,400) |

(1) The remaining projections do not include the full-year estimated obligations for Hurricanes Helene and Milton. Updated projections for FY 2025 will be included in the December report to Congress.

APPENDIX F: FY 2025 DRF Bridge Table

|  | | FY 2025 DRF Bridge Table | | | | | | Month-to-Month Change | | | |
|--|----------|--|--------------------|-------------|-------------|-----------------------|--|-----------------------|--|--|--|
| | | FY 2025 Total Obligations (\$ in millions) | | | | Changes from Baseline | | | | | |
| | | Current | Previous | Change from | Change from | Cause/Reason | | | | | |
| Event | Baseline | Month as of Nov-24 | Month as of Oct-24 | Baseline | Prior Month | Cause/Reason | | Cause/Reason | | | |
| NOT INCLUDED AS THIS IS THE FIRST REPORT OF FY 2025 | | | | | | | | | | | |

| Building Resilient Infrastructure and Communities/Predisaster Mitigation History and Fund Status as of October 31, 2024 (Dollars in Millions) | |
|---|--------|
| Fiscal Year 2019 (Applications Due by January 31, 2020) | |
| | Amount |
| 6% Set-Aside | \$ 383 |
| Allocation | 250 |
| Notice of Funding Opportunity (NOFO) Awards to Date from the Allocation | (214) |
| Administrative and Technical Assistance Obligations | - |
| Fiscal Year 2020 (Applications Due by January 29, 2021) | |
| 6% Set-Aside | 613 |
| Allocation | 500 |
| NOFO Awards to Date from the Allocation | (250) |
| Administrative and Technical Assistance Obligations | (2) |
| Fiscal Year 2021 (Applications Due by January 28, 2022) | |
| 6% Set-Aside | 321 |
| Additional Set-Aside from COVID-19 | 500 |
| Allocation | 1,000 |
| NOFO Awards to Date from the Allocation | (350) |
| Administrative and Technical Assistance Obligations | (15) |
| Fiscal Year 2022 (Applications Due by January 27, 2023) ⁽¹⁾ | |
| 6% Set-Aside | 330 |
| Additional Set-Aside from COVID-19 ⁽¹⁾ | 1,792 |
| Infrastructure Investment and Jobs Act ⁽²⁾ | 200 |
| Allocation | 2,295 |
| NOFO Awards to Date from the Allocation | (293) |
| Infrastructure Investment and Jobs Act Transfers ⁽²⁾ | (17) |
| Administrative and Technical Assistance Obligations | (19) |
| Fiscal Year 2023 (Applications Due by February 29, 2024) | |
| 6% Set-Aside | 686 |
| Infrastructure Investment and Jobs Act ⁽²⁾ | 200 |
| Allocation | - |
| NOFO Awards to Date from the Allocation | (7) |
| Infrastructure Investment and Jobs Act Transfers ⁽²⁾ | (1) |
| Administrative and Technical Assistance Obligations | (49) |
| Fiscal Year 2024 | |
| 6% Set-Aside | 417 |
| Infrastructure Investment and Jobs Act ⁽²⁾ | 200 |
| Allocation ⁽³⁾ | 1,000 |
| PDM Transfer ⁽⁴⁾ | 137 |
| NOFO Awards to Date from the Allocation | - |
| Infrastructure Investment and Jobs Act Transfers ⁽²⁾ | (1) |
| Administrative and Technical Assistance Obligations | (48) |
| Fiscal Year 2025 (Applications Due by TBD) | |
| 6% Set-Aside | 23 |
| Infrastructure Investment and Jobs Act ⁽²⁾ | 200 |
| Allocation | - |
| PDM Transfer ⁽⁴⁾ | 16 |
| NOFO Awards to Date from the Allocation | - |
| Infrastructure Investment and Jobs Act Anticipated Transfers ⁽²⁾ | (1) |
| Administrative and Technical Assistance Obligations | (11) |
| Note: Set-Aside currently available to fund future NOFOs beyond FY 2023. (6% Set-Asides - Allocations - Administrative Obligations). | \$ 811 |
| Footnotes: | |
| (1) Pursuant to DRRP (P.L. 115-254). The potential COVID-19 BRIC set aside is \$3.7 billion; of that amount, FEMA has set aside \$2.8 billion with \$866 million remaining. | |
| (2) Pursuant to P.L. 117-58, Infrastructure Investment and Jobs Act. | |
| (3) On October 12, 2023, FEMA published the funding opportunity for \$1 billion for the FY 2023 BRIC program. | |
| (4) Pursuant to P.L. 118-47, Further Consolidated Appropriations Act, 2024, PDM legacy balances transferred to BRIC. | |