

2021 Building Code Adoption Tracking: FEMA Region 8

This fact sheet provides a high-level overview of the status of hazard-resistant building code adoption in each state and territory within a FEMA region. The regional fact sheets show an annual metric of the percent of communities adopting hazard-resistant¹ building codes.

Why Building Codes?

Disaster resilience starts with building codes because they enhance public safety and property protection.

Why Track Codes?

- Represent the best evidence for disaster resistance
- Create best overall return on investment
- Comply with Technology Transfer Act
- Cornerstone of effective mitigation
- Codes = better built buildings, better performance
- Codes enable uniformity, efficiencies, and predictable performance
- Recognize the disaster preparedness of communities when determining level of federal funding

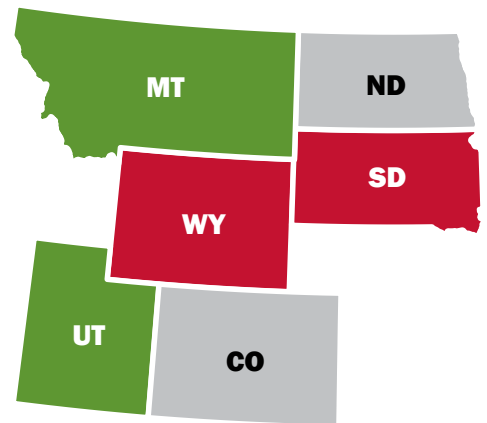


Figure 1. FEMA Region 8

Purpose of the Building Code Adoption Tracking

- Track the adoption rate of the latest consensus-based codes across the nation
- Track the results of adoption in improving disaster-resistant buildings in natural hazard areas
- Use the emerging data to inform FEMA policies and laws in pre-disaster and post-disaster goals
- Federal funding assistance requirements may be correlated to adoption of the latest published building code editions as required by legislation and/or FEMA policies such as the Disaster Recovery Reform Act of 2018 and the associated Federal Cost Share Reform Incentive

¹ Hazard-resistant codes mean the 2015 or later International Building Code and International Residential Code, without weakening of any resilience provisions related to any of the five tracked hazards for which the jurisdiction is at high risk.



FEMA's Role Will Be Continuous

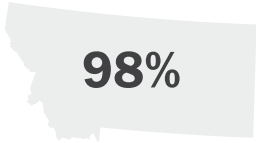
- Proposing building code changes to maintain consistency with the National Flood Insurance Program (NFIP) and to incorporate best practices identified in post-disaster investigations.
- Defending against changes that weaken flood, wind, and seismic provisions.
- Contributing to requests for interpretations by International Code Council.
- Supporting the training of state, local, tribal and territorial officials.



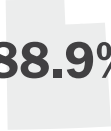
Figure 2. Building Code Adoption Tracking Process

The following percentages indicate the tracked jurisdictions which have adopted hazard-resistant² building codes within each state. The percentages are based upon jurisdictions within each state which are at high risk³ to one or more hazard types (Region 8's hazards are flood, damaging wind, tornado, and seismic):

MONTANA

 <p style="font-size: 24pt; font-weight: bold;">98%</p>	HIGHER RESISTANCE
	<div style="display: flex; align-items: center;"> <div style="background-color: #4CAF50; color: white; padding: 2px 5px; font-weight: bold; margin-right: 5px;">IRC IBC</div> <div style="padding: 2px 5px;">State adopts the 2018 International Building Code (IBC).</div> </div>
	<div style="display: flex; align-items: center;"> <div style="background-color: #4CAF50; color: white; padding: 2px 5px; font-weight: bold; margin-right: 5px;">IRC</div> <div style="padding: 2px 5px;">State adopts the 2018 International Residential Code (IRC).</div> </div>
<p>Note: State is not fully resistant because some jurisdictions with high flood risk do not participate in the NFIP.</p>	

UTAH

 <p style="font-size: 24pt; font-weight: bold;">88.9%</p>	HIGHER RESISTANCE
	<div style="display: flex; align-items: center;"> <div style="background-color: #4CAF50; color: white; padding: 2px 5px; font-weight: bold; margin-right: 5px;">IRC IBC</div> <div style="padding: 2px 5px;">State adopts the 2018 IBC.</div> </div>
	<div style="display: flex; align-items: center;"> <div style="background-color: #4CAF50; color: white; padding: 2px 5px; font-weight: bold; margin-right: 5px;">IRC</div> <div style="padding: 2px 5px;">State adopts the 2015 IRC.</div> </div>
<p>Note: State is not fully resistant because some jurisdictions with high flood risk do not participate in the NFIP.</p>	

² Hazard-resistant codes mean the 2015 or later IBC and IRC, without weakening of any resilience provisions related to any of the five tracked hazards for which the jurisdiction is at high risk.

³ High-risk is defined according to national consensus-based standards, the National Flood Insurance Program, and the Building Code Effectiveness Grading Schedule. For a detailed description of the high-risk methodology, visit the FEMA Building Code Adoption Tracking landing page at www.fema.gov/emergency-managers/risk-management/building-science/bcat/.

NORTH DAKOTA

59.6%

MODERATE RESISTANCE

IBC

State adopts the 2018 IBC, but it is optional rather than mandatory for jurisdictions. State weakens flood resistance by deleting Sec. 1612 (Flood Loads). State also deletes Sec. 107.2.6.1 (Design Flood Elevation).

IRC

State adopts the 2018 IRC, but it is optional rather than mandatory for jurisdictions. State weakens flood resistance by deleting R326, losing application of ASCE 24 to pool construction in flood hazard areas.

COLORADO

36.7%

MODERATE RESISTANCE

IBC

Statewide, the 2018 IBC only applies to construction by state agencies on state-owned or state lease purchased properties or facilities. There is no statewide mandatory building code for other construction.

IRC

No statewide IRC.

WYOMING

23.2%

LOWER RESISTANCE

IBC

State adopts the 2018 IBC. Note that the state requires 2018 IBC plan review only for select categories of buildings.

IRC

No statewide IRC.

SOUTH DAKOTA

20.2%

LOWER RESISTANCE

IBC

State adopts the 2018 IBC. State gives jurisdictions broad discretion to modify the 2018 IBC.

IRC

No statewide IRC.