



# Disaster Relief Fund: Monthly Report

As Of November 30, 2016

*December 5, 2016*

Fiscal Year 2017 Report to Congress



Homeland  
Security

# Foreword from the Administrator

December 5, 2016

I am pleased to present the following, “Disaster Relief Fund: Monthly Report,” which has been prepared by the Federal Emergency Management Agency.

This document has been compiled pursuant to language set forth in the *Fiscal Year (FY) 2016 Department of Homeland Security (DHS) Appropriations Act* (P.L. 114-113), and the accompanying House Report 113-481, and Senate Report 113-198.

Pursuant to congressional requirements, this report is being provided to the following Members of Congress:



The Honorable John R. Carter  
Chairman, House Appropriations Subcommittee on Homeland Security

The Honorable Lucille Roybal-Allard  
Ranking Member, House Appropriations Subcommittee on Homeland Security

The Honorable John Hoeven  
Chairman, Senate Appropriations Subcommittee on Homeland Security

The Honorable Jeanne Shaheen  
Ranking Member, Senate Appropriations Subcommittee on Homeland Security

Inquiries relating to this report may be directed to me at (202) 646-3900 or to the Department’s Deputy Under Secretary for Management and Chief Financial Officer, Chip Fulghum, at (202) 447-5751.

Sincerely,

A handwritten signature in blue ink, appearing to read "W. Craig Fugate", written over a light blue circular stamp.

W. Craig Fugate  
Administrator  
Federal Emergency Management Agency



# Disaster Relief Fund: Monthly Report Through November 30, 2016

## Table of Contents

I.	Legislative Language.....	1
II.	Background.....	3
	Appendix A: Appropriations Summary.....	4
	Appendix B: DRF Funding Activity.....	5
	Appendix C: Hurricane Sandy FY 2017 Obligations.....	10
	Appendix D: Allocations, Obligations, & Expenditures.....	11
	Appendix E: Fund Exhaustion Date.....	16
	Appendix F: DRF Cost Estimation Bridge Table.....	17

# I. Legislative Language

This document has been compiled pursuant to language set forth in the *Fiscal Year (FY) 2016 Department of Homeland Security (DHS) Appropriations Act* (P.L. 114-113), and the accompanying House Report 113-481, and Senate Report 113-198.

The language in P.L. 114-113 states:

*Provided*, That the reporting requirements in paragraphs (1) and (2) under the heading "Federal Emergency Management Agency, Disaster Relief Fund" in the Department of Homeland Security Appropriations Act, 2015 (Public Law 114-4) shall be applied in fiscal year 2016 with respect to budget year 2017.

The language in House Report 113-481 states:

A provision is continued in the bill stating the information and timeframes in which FEMA must report to the Committees on the DRF. A report on the obligation of funds for disaster readiness and support, including quarterly updates, is required in Title V of this Act. The Committee continues statutory requirements for annual and monthly DRF reporting as originally directed in Public Law 112-74 and Public Law 113-2.

The language in Senate Report 113-198 states:

The Committee includes bill language requiring an expenditure plan and semiannual reports (reduced from the previous quarterly requirement) for disaster readiness and support costs; and a monthly report on disaster relief expenditures.

P.L. 114-4 (referenced above) states:

*Provided*, That the Administrator of the Federal Emergency Management Agency shall submit to the Committees on Appropriations of the Senate and the House of Representatives the following reports, including a specific description of the methodology and the source data used in developing such reports.

(2) an estimate or actual amounts, if available, of the following for the current fiscal year shall be submitted not later than the fifth day of each month, and shall be published by the Administrator on the

Agency's Web site not later than the fifth day of each month:

(A) a summary of the amount of appropriations made available by source, the transfers executed, the previously allocated funds recovered, and the commitments, allocations, and obligations made;

(B) a table of disaster relief activity delineated by month, including-

(i) the beginning and ending balances;

(ii) the total obligations to include amounts obligated for fire assistance, emergencies, surge, and disaster support activities;

(iii) the obligations for catastrophic events delineated by event and by state; and

(iv) the amount of previously obligated funds that are recovered;

(C) a summary of allocations, obligations, and expenditures for catastrophic events delineated by event;

(D) in addition, for a disaster declaration related to Hurricane Sandy, the cost of the following categories of spending: public assistance, individual assistance, mitigations, administrative, operations, and any other relevant category (including emergency measures and disaster resources); and

(E) the date on which funds appropriated will be exhausted.

This report covers activities as of November 30, 2016.

## II. Background

P. L. 114-113 requires that the FEMA Administrator provide a report by the fifth day of each month on the Disaster Relief Fund (DRF) that includes a funding summary, a table delineating the DRF funding activities each month by state and event, a summary of the funding for the catastrophic events, and the funds exhaust date, or end-of-fiscal-year balance.

Consequently, the following report elements are included:

1. Appendix A is an appropriations summary that includes a synopsis of the amount of appropriations made available by source, the transfers executed, the previously allocated funds recovered, and the commitments, allocations, and obligations.
2. Appendix B presents details on the DRF funding activities delineated by month.
3. Appendix C presents Hurricane Sandy FY 2017 obligations by spending categories.
4. Appendix D presents funding summaries for the current active catastrophic events including the allocations, obligations, and expenditures.
5. Appendix E presents the fund exhaustion date, or end-of-fiscal-year balance.
6. Appendix F presents a bridge table that provides explanation for the monthly and baseline change for all activities to include details for catastrophic events.

<b>Department of Homeland Security - Federal Emergency Management Agency</b> <b>Disaster Relief Fund Congressional Monthly Report</b> <b>As of November 30, 2016</b> (Dollars in Millions)			
	<b>Base</b>	<b>Major Declarations</b>	<b>Total</b>
Carryover From FY16	\$ 1,734	\$ 85	\$ 1,819
FY17 Appropriation/CR <sup>(1)</sup>	661	6,713	7,374
FY17 Recoveries	55	30	85
<b>Total Budget Authority</b>	<b>2,450</b>	<b>6,828</b>	<b>9,278</b>
Rescission <sup>(2)</sup>	(1,022)	-	(1,022)
Transfer to OIG <sup>(2)</sup>	(24)	-	(24)
<b>Revised Budget Authority</b>	<b>1,404</b>	<b>6,828</b>	<b>8,232</b>
Obligations <sup>(3)</sup>	(116)	(1,296)	(1,412)
<b>Balance</b>	<b>1,288</b>	<b>5,532</b>	<b>6,820</b>
<b>Projections for the Remainder of FY17</b>			
Projected FY17 Additional Obligations	-	-	-
Based on Existing Spend Plans	-	-	-
Non-Catastrophic Disasters	-	(1,220)	(1,220)
Catastrophic Disasters	-	(3,830)	(3,830)
DRS and Other	(254)	-	(254)
<b>Subtotal Existing Spend Plans</b>	<b>(254)</b>	<b>(5,050)</b>	<b>(5,304)</b>
Based on 10 year Average			
Non-Catastrophic Disasters	-	(1,038)	(1,038)
EM, FMAG and Surge	(183)	-	(183)
<b>Subtotal 10-year Average</b>	<b>(183)</b>	<b>(1,038)</b>	<b>(1,221)</b>
<b>Total Projected FY17 Additional Obligations</b>	<b>(437)</b>	<b>(6,088)</b>	<b>(6,525)</b>
Projected Additional Recoveries	320	345	665
<b>Projected Balance at September 30, 2017 <sup>(4)</sup></b>	<b>\$ 1,171</b>	<b>\$ (211)</b>	<b>\$ 960</b>
<b><u>Notes:</u></b>			
(1) Pursuant to Sec. 130 of H.R.5325, Continuing Appropriations Act, 2017, OMB apportioned funding at a rate of operations equal to 19.18%, which has been made available for use thru December 9, 2016 (\$1,209M). OMB also apportioned an additional \$1,265M for response and recovery efforts associated with Hurricane Matthew.			
(2) Pursuant to P.L. 114-113, Consolidated Appropriations Act, 2016.			
(3) As of November 30, 2016 unobligated commitments totaled \$80M and uncommitted/unobligated allocations totaled \$31M.			
(4) Current end-of-year projected balance in the Major Declarations is showing a deficit, which FEMA continues to monitor. If warranted, FEMA will take steps to ensure notification of the need for additional funding for initial response to a no-notice or catastrophic event.			

Source of financial information is the Integrated Financial Information Management System (IFMIS).

**APPENDIX B: DRF Funding Activity (Details)**

**Disaster Relief Fund Monthly Obligations FY 2017**  
**DRF Monthly Spend Plan (FY 2017)**  
(\$ in millions)  
As of November 30, 2016

	<u>Oct-16</u>	<u>Nov-16</u>	<u>Dec-16</u>	<u>Jan-17</u>	<u>Feb-17</u>	<u>Mar-17</u>	<u>Apr-17</u>	<u>May-17</u>	<u>Jun-17</u>	<u>Jul-17</u>	<u>Aug-17</u>	<u>Sep-17</u>	<u>Total</u>
<b>Beginning of Month DRF Balance</b>	\$ 1,819	\$ 7,374	6,820	\$ 6,169	\$ 5,374	\$ 4,667	\$ 3,635	\$ 2,963	\$ 2,512	\$ 1,908	\$ 1,654	\$ 1,385	
<b>FY 2017 Appropriation/CR<sup>(1)</sup></b>	7,374												
<b>OIG Transfer<sup>(2)</sup></b>	(24)												
<b>Rescission<sup>(2)</sup></b>	(1,022)												
<b>Total Available Beginning of Month</b>	8,147	7,374	6,820	6,169	5,374	4,667	3,635	2,963	2,512	1,908	1,654	1,385	
<b>Major Declarations</b>	6,798	6,124	5,532	4,898	4,113	3,403	2,394	1,731	1,275	684	423	185	
<b>Base</b>	1,349	1,250	1,288	1,271	1,261	1,264	1,241	1,232	1,237	1,224	1,231	1,200	
<b>DRF Base Activities</b>													
<b>Emergencies</b>													
Monthly Actual/Estimated Obligations	(40)	(1)	(4)	(7)	(2)	(11)	(5)	(2)	(9)	(1)	(25)	(17)	(124)
<b>Fire Management</b>													
Monthly Actual/Estimated Obligations	(2)	(5)	(9)	(10)	(6)	(8)	(7)	(11)	(8)	(4)	(9)	(9)	(88)
<b>Surge</b>													
Monthly Actual/Estimated Obligations	(60)	15	-	(1)	(1)	-	-	-	-	-	-	(17)	(64)
<b>Disaster Support &amp; Other Activities</b>													
DRS Monthly Actual/Estimated Obligations	(7)	(15)	(26)	(22)	(20)	(27)	(26)	(12)	(27)	(19)	(17)	(17)	(235)
Other Monthly Actual/Estimated Obligations	(1)	-	(10)	(2)	-	(9)	(3)	(2)	(1)	(1)	(12)	(1)	(42)
Monthly Actual/Estimated Obligations	(8)	(15)	(36)	(24)	(20)	(36)	(29)	(14)	(28)	(20)	(29)	(18)	(277)
<b>Actual/Estimated Base Obligations</b>	(110)	(6)	(49)	(42)	(29)	(55)	(41)	(27)	(45)	(25)	(63)	(61)	(553)
<b>DRF DR Activities</b>													
<b>Average Monthly Major DR Activity (Non-Cat.)</b>													
Monthly Actual/Estimated Obligations	(144)	(192)	(239)	(324)	(340)	(313)	(204)	(224)	(142)	(88)	(173)	(211)	(2,594)
<b>Gustav</b>													
<b>Initial FY17 Spend Plan</b>	(1)	(3)	(2)	(5)	(1)	(2)	(3)	(4)	(2)	-	(1)	-	(24)
Monthly Actual/Estimated Obligations	(1)	(10)	(2)	(1)	(2)	(3)	(3)	(4)	(1)	(1)	(1)	(1)	(30)
<b>Ike</b>													
<b>Initial FY17 Spend Plan</b>	(11)	(3)	(2)	(6)	(7)	(3)	(1)	(1)	(2)	(1)	-	(6)	(43)
Monthly Actual/Estimated Obligations	(8)	(6)	-	(7)	(11)	(3)	(2)	(1)	(2)	-	-	(9)	(49)
<b>Katrina Rita Wilma</b>													
<b>Initial FY17 Spend Plan</b>	(26)	(144)	(52)	(70)	(24)	(63)	(11)	(21)	(53)	(71)	(5)	(6)	(546)
Monthly Actual/Estimated Obligations	(23)	(17)	(108)	(132)	(32)	(74)	(11)	(21)	(53)	(72)	(5)	(6)	(554)
<b>Midwest Floods</b>													
<b>Initial FY17 Spend Plan</b>	(1)	(1)	(3)	(2)	(1)	(9)	-	(2)	-	-	-	-	(19)
Monthly Actual/Estimated Obligations	-	-	-	(1)	(3)	(3)	-	(10)	-	-	-	(2)	(19)
<b>TN Floods</b>													
<b>Initial FY17 Spend Plan</b>	-	-	(3)	-	(1)	-	-	(1)	-	-	-	-	(5)
Monthly Actual/Estimated Obligations	-	-	-	(1)	(3)	-	-	(1)	-	-	-	-	(5)
<b>2011 Spring Tornadoes</b>													
<b>Initial FY17 Spend Plan</b>	(3)	(8)	(3)	-	(2)	(2)	-	-	(1)	(1)	(1)	(2)	(23)
Monthly Actual/Estimated Obligations	(1)	-	-	(1)	(3)	(1)	(3)	-	(1)	(1)	(2)	(4)	(17)



**APPENDIX B: DRF Funding Activity (Details)**
**Disaster Relief Fund Monthly Obligations FY 2017**
**DRF Monthly Spend Plan (FY 2017)**

(\$ in millions)

As of November 30, 2016

	Oct-16	Nov-16	Dec-16	Jan-17	Feb-17	Mar-17	Apr-17	May-17	Jun-17	Jul-17	Aug-17	Sep-17	Total
<b>2011 Spring Floods</b>													
<b>Initial FY17 Spend Plan</b>	(3)	-	(1)	-	-	(6)	(1)	-	-	-	-	(1)	(12)
Monthly Actual/Estimated Obligations	-	(3)	-	-	-	(6)	(1)	-	-	-	-	(1)	(11)
<b>Irene</b>													
<b>Initial FY17 Spend Plan</b>	(1)	(7)	(6)	(7)	(5)	(17)	(6)	(10)	(3)	(5)	(2)	(2)	(71)
Monthly Actual/Estimated Obligations	(2)	(1)	(2)	(8)	(9)	(20)	(6)	(10)	(3)	(5)	(3)	(2)	(71)
<b>Lee</b>													
<b>Initial FY17 Spend Plan</b>	-	(2)	(2)	(5)	(1)	(1)	(1)	(7)	(1)	(3)	-	(2)	(25)
Monthly Actual/Estimated Obligations	-	(1)	-	(7)	(1)	(3)	(1)	(7)	(1)	(3)	-	(2)	(26)
<b>Isaac</b>													
<b>Initial FY17 Spend Plan</b>	(1)	(2)	(1)	(3)	(1)	(7)	(2)	(4)	(1)	(1)	(1)	-	(24)
Monthly Actual/Estimated Obligations	(1)	(1)	(1)	(2)	(7)	(5)	(1)	(2)	(1)	(1)	(4)	-	(26)
<b>Sandy</b>													
<b>Initial FY17 Spend Plan</b>	(72)	(37)	(109)	(122)	(294)	(222)	(227)	(51)	(117)	(55)	(39)	(81)	(1,426)
Monthly Actual/Estimated Obligations	(35)	(96)	(71)	(107)	(183)	(455)	(328)	(68)	(268)	(55)	(39)	(70)	(1,775)
<b>2013 Colorado Flood</b>													
<b>Initial FY17 Spend Plan</b>	-	(8)	(2)	-	(1)	(2)	(1)	(2)	(13)	(6)	(2)	(4)	(41)
Monthly Actual/Estimated Obligations	-	(1)	(5)	(2)	(3)	(3)	(1)	(2)	(13)	(6)	(2)	(2)	(40)
<b>LA Floods 4277</b>													
<b>Initial FY17 Spend Plan</b>	(400)	(217)	(61)	(123)	(66)	(61)	(44)	(47)	(56)	(25)	(25)	(19)	(1,144)
Monthly Actual/Estimated Obligations	(247)	(167)	(106)	(126)	(63)	(69)	(43)	(46)	(68)	(22)	(22)	(103)	(1,082)
<b>Matthew</b>													
<b>Initial FY17 Spend Plan<sup>(3)</sup></b>	-	-	-	-	-	-	-	-	-	-	-	-	-
Monthly Actual/Estimated Obligations	(225)	(114)	(134)	(100)	(84)	(85)	(93)	(95)	(73)	(42)	(22)	(18)	(1,085)
<b>Total Catastrophic Actual/Estimated Obligations</b>	(543)	(417)	(429)	(495)	(404)	(730)	(493)	(267)	(484)	(208)	(100)	(220)	(4,790)
<b>Total DR Actual/Estimated Obligations</b>	(687)	(609)	(668)	(819)	(744)	(1,043)	(697)	(491)	(626)	(296)	(273)	(431)	(7,384)
<b>FY17 Actual/Estimated Recoveries</b>													
<b>Monthly Recoveries</b>	24	61	66	66	66	66	66	67	67	67	67	67	750
Major declarations	13	17	34	34	34	34	34	35	35	35	35	35	375
Base	11	44	32	32	32	32	32	32	32	32	32	32	375
<b>Reserve for No-Notice Event</b>													
<b>DRF Available at End of Month (Including Recoveries)<sup>(4)</sup></b>	\$ 7,374	\$ 6,820	\$ 6,169	\$ 5,374	\$ 4,667	\$ 3,635	\$ 2,963	\$ 2,512	\$ 1,908	\$ 1,654	\$ 1,385	\$ 960	

**Actual**
**Estimate**

NOTES:

(1) Pursuant to Sec. 130 of H.R.5325, Continuing Appropriations Act, 2017, OMB apportioned funding at a rate of operations equal to 19.18%, which has been made available for use thru December 9, 2016 (\$1,209M). OMB also apportioned an additional \$1,265M for response and recovery efforts associated with Hurricane Matthew.

(2) Pursuant to P.L. 114-113, Consolidated Appropriations Act, 2016.

(3) Estimates based on the best information available at 45 days post declaration. Baseline spend plan estimates are still being refined and will be set with the January report.

(4) Current end-of-year projected balance in the Major Declarations is showing a deficit, which FEMA continues to monitor. If warranted, FEMA will take steps to ensure notification of the need for additional funding for initial response to a no-notice or catastrophic event.

**APPENDIX B: DRF Funding Activity (By Catastrophic Disaster)**

**Disaster Relief Fund Monthly Detailed Obligations FY 2017**

(\$ in millions)

	Cumulative Obligations Thru FY16 <sup>(1)</sup>														
Event/DR		October	November	December	January	February	March	April	May	June	July	August	September	FY17 Total	
		Actual	Actual	Estimated	Estimated	Estimated	Estimated	Estimated	Estimated	Estimated	Estimated	Estimated	Estimated		
<b>Gustav</b>															
1786-LA	\$ (1,632)	\$ (1)	\$ (10)	\$ (2)	\$ (1)	\$ (2)	\$ (3)	\$ (3)	\$ (4)	\$ (1)	\$ (1)	\$ (1)	\$ (1)	\$ (30)	
1789-AL	(10)	-	-	-	-	-	-	-	-	-	-	-	-	-	
1793-AR	(6)	-	-	-	-	-	-	-	-	-	-	-	-	-	
1794-MS	(41)	-	-	-	-	-	-	-	-	-	-	-	-	-	
1806-FL	(9)	-	-	-	-	-	-	-	-	-	-	-	-	-	
Emergencies	(66)	-	-	-	-	-	-	-	-	-	-	-	-	-	
	(1,764)	(1)	(10)	(2)	(1)	(2)	(3)	(3)	(4)	(1)	(1)	(1)	(1)	(30)	
<b>Ike</b>															
1791-TX	(4,394)	(5)	(6)	-	(5)	(1)	(3)	(1)	-	-	-	-	(8)	(29)	
1792-LA	(353)	(3)	-	-	(2)	(10)	-	(1)	(1)	(2)	-	-	(1)	(20)	
1797-AL	(8)	-	-	-	-	-	-	-	-	-	-	-	-	-	
1802-KY	(24)	-	-	-	-	-	-	-	-	-	-	-	-	-	
1804-AR	(3)	-	-	-	-	-	-	-	-	-	-	-	-	-	
1805-OH	(56)	-	-	-	-	-	-	-	-	-	-	-	-	-	
Emergencies	(44)	-	-	-	-	-	-	-	-	-	-	-	-	-	
	(4,882)	(8)	(6)	-	(7)	(11)	(3)	(2)	(1)	(2)	-	-	(9)	(49)	
<b>Katrina Rita Wilma</b>															
1602-FL	(235)	-	-	-	-	-	-	-	-	-	-	-	-	-	
1603-LA	(32,299)	(18)	(15)	(107)	(120)	(24)	(51)	(6)	(21)	(33)	(70)	(4)	(5)	(474)	
1604-MS	(10,089)	(3)	(1)	(1)	(2)	(5)	(20)	(2)	-	(1)	(1)	-	(1)	(37)	
1605-AL	(1,034)	-	-	-	-	-	-	-	-	-	-	-	-	-	
1606-TX	(1,878)	-	-	-	-	-	-	-	-	-	-	-	-	-	
1607-LA	(1,904)	(2)	(1)	-	(10)	(1)	-	-	-	(19)	(1)	-	-	(34)	
1609-FL	(2,576)	-	-	-	-	(2)	(3)	(3)	-	-	-	(1)	-	(9)	
Emergencies	(798)	-	-	-	-	-	-	-	-	-	-	-	-	-	
	(50,813)	(23)	(17)	(108)	(132)	(32)	(74)	(11)	(21)	(53)	(72)	(5)	(6)	(554)	
<b>Midwest Floods</b>															
1760-MO	(3)	-	-	-	-	-	-	-	-	-	-	-	-	-	
1763-IA	(1,911)	-	-	-	(1)	(3)	(3)	-	(10)	-	-	-	(2)	(19)	
1765-NE	(2)	-	-	-	-	-	-	-	-	-	-	-	-	-	
1766-IN	(214)	-	-	-	-	-	-	-	-	-	-	-	-	-	
1768-WI	(157)	-	-	-	-	-	-	-	-	-	-	-	-	-	
1770-NE	(48)	-	-	-	-	-	-	-	-	-	-	-	-	-	
1771-IL	(96)	-	-	-	-	-	-	-	-	-	-	-	-	-	
1772-MN	(9)	-	-	-	-	-	-	-	-	-	-	-	-	-	
1773-MO	(55)	-	-	-	-	-	-	-	-	-	-	-	-	-	
1774-SD	(8)	-	-	-	-	-	-	-	-	-	-	-	-	-	
1775-OK	(11)	-	-	-	-	-	-	-	-	-	-	-	-	-	
1776-KS	(64)	-	-	-	-	-	-	-	-	-	-	-	-	-	
1777-MI	(18)	-	-	-	-	-	-	-	-	-	-	-	-	-	
	(2,596)	-	-	-	(1)	(3)	(3)	-	(10)	-	-	-	(2)	(19)	
<b>TN Floods</b>															
1909-TN	(540)	-	-	-	(1)	(3)	-	-	(1)	-	-	-	-	(5)	
	(540)	-	-	-	(1)	(3)	-	-	(1)	-	-	-	-	(5)	

## APPENDIX B: DRF Funding Activity (By Catastrophic Disaster)

### Disaster Relief Fund Monthly Detailed Obligations FY 2017

(\$ in millions)

	Cumulative Obligations Thru FY16 <sup>(1)</sup>													
Event/DR		October	November	December	January	February	March	April	May	June	July	August	September	FY17 Total
		Actual	Actual	Estimated	Estimated	Estimated	Estimated	Estimated	Estimated	Estimated	Estimated	Estimated	Estimated	
2011 Spring Tornadoes														
1971-AL	(709)	-	-	-	(1)	(2)	-	-	-	-	-	-	-	(3)
1972-MS	(68)	-	-	-	-	-	-	-	-	-	-	-	(3)	(3)
1973-GA	(46)	-	-	-	-	-	-	-	-	-	-	-	-	-
1974-TN	(92)	-	-	-	-	-	-	-	-	-	-	-	-	-
1975-AR	(104)	-	-	-	-	-	-	-	-	-	-	-	-	-
1976-KY	(60)	-	-	-	-	(1)	-	(2)	-	-	-	-	-	(3)
1980-MO	(517)	(1)	-	-	-	-	(1)	(1)	-	(1)	(1)	(2)	(1)	(8)
Emergencies	(1)	-	-	-	-	-	-	-	-	-	-	-	-	-
	(1,597)	(1)	-	-	(1)	(3)	(1)	(3)	-	(1)	(1)	(2)	(4)	(17)
2011 Spring Floods														
1981-ND	(643)	-	(3)	-	-	-	(6)	(1)	-	-	-	-	(1)	(11)
1982-MN	(28)	-	-	-	-	-	-	-	-	-	-	-	-	-
1983-MS	(36)	-	-	-	-	-	-	-	-	-	-	-	-	-
1984-SD	(82)	-	-	-	-	-	-	-	-	-	-	-	-	-
Emergencies	(38)	-	-	-	-	-	-	-	-	-	-	-	-	-
	(827)	-	(3)	-	-	-	(6)	(1)	-	-	-	-	(1)	(11)
Irene														
4017-PR	(138)	-	(1)	-	(1)	(1)	-	(2)	-	-	-	-	-	(5)
4019-NC	(196)	-	-	-	(2)	(1)	-	-	-	-	-	-	-	(3)
4020-NY	(897)	-	-	(2)	(3)	(4)	(17)	(2)	(3)	(2)	(3)	(2)	(1)	(39)
4021-NJ	(405)	(1)	-	-	(1)	(2)	(3)	(1)	(1)	(1)	(1)	(1)	-	(12)
4022-VT	(327)	-	-	-	(1)	(1)	-	(1)	(4)	-	(1)	-	-	(8)
4023-CT	(78)	-	-	-	-	-	-	-	-	-	-	-	-	-
4024-VA	(72)	(1)	-	-	-	-	-	-	-	-	-	-	(1)	(2)
4025-PA	(101)	-	-	-	-	-	-	-	-	-	-	-	-	-
4026-NH	(27)	-	-	-	-	-	-	-	-	-	-	-	-	-
4027-RI	(12)	-	-	-	-	-	-	-	-	-	-	-	-	-
4028-MA	(50)	-	-	-	-	-	-	-	(2)	-	-	-	-	(2)
4032-ME	(3)	-	-	-	-	-	-	-	-	-	-	-	-	-
4034-MD	(25)	-	-	-	-	-	-	-	-	-	-	-	-	-
4036-DC	(3)	-	-	-	-	-	-	-	-	-	-	-	-	-
4037-DE	(3)	-	-	-	-	-	-	-	-	-	-	-	-	-
Emergencies	(60)	-	-	-	-	-	-	-	-	-	-	-	-	-
	(2,397)	(2)	(1)	(2)	(8)	(9)	(20)	(6)	(10)	(3)	(5)	(3)	(2)	(71)
Lee														
4030-PA	(376)	-	-	-	(1)	(1)	-	-	-	-	-	-	(2)	(4)
4031-NY	(451)	-	(1)	-	(4)	-	(3)	(1)	(7)	(1)	(3)	-	-	(20)
4038-MD	(13)	-	-	-	(1)	-	-	-	-	-	-	-	-	(1)
4039-NJ	(6)	-	-	-	-	-	-	-	-	-	-	-	-	-
4041-LA	(8)	-	-	-	-	-	-	-	-	-	-	-	-	-
4045-VA	(8)	-	-	-	(1)	-	-	-	-	-	-	-	-	(1)
Emergencies	(2)	-	-	-	-	-	-	-	-	-	-	-	-	-
	(864)	-	(1)	-	(7)	(1)	(3)	(1)	(7)	(1)	(3)	-	(2)	(26)
Isaac														
4080-LA	(689)	(1)	(1)	-	(1)	(7)	(4)	-	(1)	(1)	(1)	(4)	-	(21)
4081-MS	(96)	-	-	(1)	-	-	(1)	-	-	-	-	-	-	(2)
4082-AL	(10)	-	-	-	-	-	-	-	-	-	-	-	-	-
4084-FL	(30)	-	-	-	(1)	-	-	(1)	(1)	-	-	-	-	(3)
Emergencies	(10)	-	-	-	-	-	-	-	-	-	-	-	-	-
	(835)	(1)	(1)	(1)	(2)	(7)	(5)	(1)	(2)	(1)	(1)	(4)	-	(26)

## APPENDIX B: DRF Funding Activity (By Catastrophic Disaster)

### Disaster Relief Fund Monthly Detailed Obligations FY 2017

(\$ in millions)

Event/DR	Cumulative Obligations Thru FY16 <sup>(1)</sup>	October	November	December	January	February	March	April	May	June	July	August	September	FY17 Total
		Actual	Actual	Estimated	Estimated	Estimated	Estimated	Estimated	Estimated	Estimated	Estimated	Estimated	Estimated	
<b>Sandy</b>														
4085-NY	(15,709)	(32)	(92)	(63)	(46)	(168)	(437)	(291)	(46)	(206)	(50)	(36)	(65)	(1,532)
4086-NJ	(3,118)	(3)	(4)	(8)	(59)	(13)	(18)	(37)	(22)	(61)	(5)	(2)	(3)	(235)
4087-CT	(124)	-	-	-	(2)	-	-	-	-	-	-	-	-	(2)
4089-RI	(18)	-	-	-	-	-	-	-	-	-	-	-	-	-
4090-DE	(8)	-	-	-	-	-	-	-	-	-	-	-	-	-
4091-MD	(49)	-	-	-	-	-	-	-	-	-	-	-	-	-
4092-VA	(14)	-	-	-	-	-	-	-	-	-	-	-	-	-
4093-WV	(23)	-	-	-	-	-	-	-	-	-	-	-	-	-
4095-NH	(3)	-	-	-	-	-	-	-	-	-	-	-	-	-
4096-DC	(4)	-	-	-	-	-	-	-	-	-	-	-	-	-
4097- MA	(17)	-	-	-	-	-	-	-	-	(1)	-	-	(2)	(3)
4098-OH	(23)	-	-	-	-	(2)	-	-	-	-	-	(1)	-	(3)
4099-PA	(17)	-	-	-	-	-	-	-	-	-	-	-	-	-
Emergencies	(26)	-	-	-	-	-	-	-	-	-	-	-	-	-
	<b>(19,153)</b>	<b>(35)</b>	<b>(96)</b>	<b>(71)</b>	<b>(107)</b>	<b>(183)</b>	<b>(455)</b>	<b>(328)</b>	<b>(68)</b>	<b>(268)</b>	<b>(55)</b>	<b>(39)</b>	<b>(70)</b>	<b>(1,775)</b>
<b>2013 Colorado Flood</b>														
4145-CO	(619)	-	(1)	(5)	(2)	(3)	(3)	(1)	(2)	(13)	(6)	(2)	(2)	(40)
	<b>(619)</b>	<b>-</b>	<b>(1)</b>	<b>(5)</b>	<b>(2)</b>	<b>(3)</b>	<b>(3)</b>	<b>(1)</b>	<b>(2)</b>	<b>(13)</b>	<b>(6)</b>	<b>(2)</b>	<b>(2)</b>	<b>(40)</b>
<b>LA Floods 4277</b>														
4277-LA	(1,299)	(247)	(167)	(106)	(126)	(63)	(69)	(43)	(46)	(68)	(22)	(22)	(102)	(1,081)
	<b>(1,299)</b>	<b>(247)</b>	<b>(167)</b>	<b>(106)</b>	<b>(126)</b>	<b>(63)</b>	<b>(69)</b>	<b>(43)</b>	<b>(46)</b>	<b>(68)</b>	<b>(22)</b>	<b>(22)</b>	<b>(102)</b>	<b>(1,081)</b>
<b>Matthew</b>														
4283-FL	-	(43)	(18)	(17)	(20)	(15)	(17)	(16)	(18)	(23)	(12)	(6)	(4)	(209)
4284-GA	-	(17)	(14)	(6)	(5)	(8)	(8)	(15)	(8)	(5)	-	-	-	(86)
4285-NC	-	(125)	(36)	(83)	(50)	(36)	(34)	(37)	(35)	(28)	(22)	(11)	(11)	(508)
4286-SC	-	(40)	(35)	(28)	(23)	(23)	(23)	(25)	(32)	(16)	(8)	(5)	(3)	(261)
4291-VA	-	-	(11)	-	(2)	(2)	(3)	-	(2)	(1)	-	-	-	(21)
Emergencies	-	(37)	(3)	-	-	-	-	-	-	-	-	-	-	(38)
	<b>-</b>	<b>(262)</b>	<b>(117)</b>	<b>(134)</b>	<b>(100)</b>	<b>(84)</b>	<b>(85)</b>	<b>(93)</b>	<b>(95)</b>	<b>(73)</b>	<b>(42)</b>	<b>(22)</b>	<b>(18)</b>	<b>(1,123)</b>
<b>TOTAL</b>	<b>\$ (88,186)</b>	<b>\$ (580)</b>	<b>\$ (420)</b>	<b>\$ (429)</b>	<b>\$ (495)</b>	<b>\$ (404)</b>	<b>\$ (730)</b>	<b>\$ (493)</b>	<b>\$ (267)</b>	<b>\$ (484)</b>	<b>\$ (208)</b>	<b>\$ (100)</b>	<b>\$ (219)</b>	<b>\$ (4,827)</b>

#### NOTES:

(1) Adjusted for recoveries that occur in FY 2017 against prior year obligations.

## APPENDIX C: Hurricane Sandy (Actual Obligations by Program)

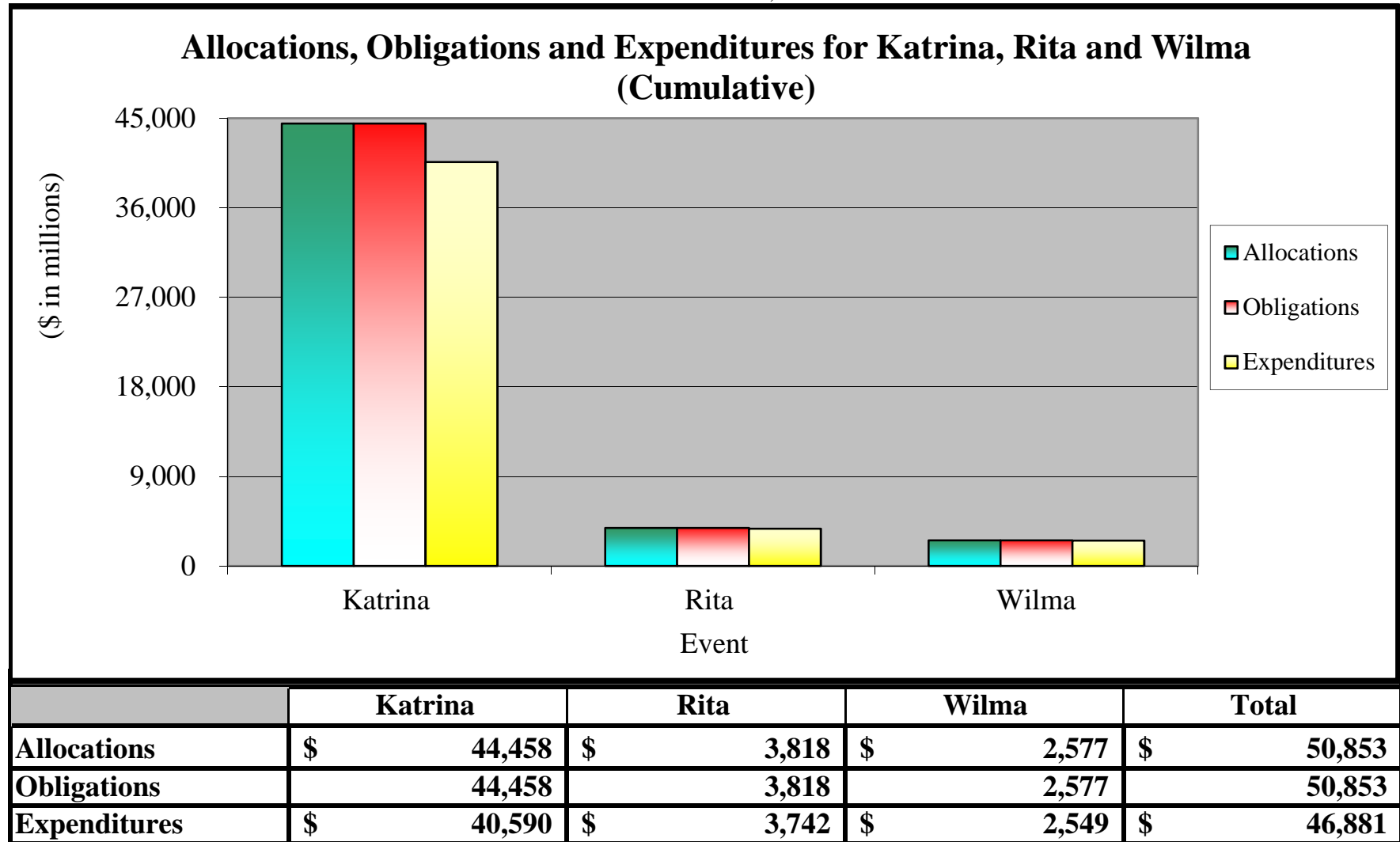
Hurricane Sandy FY 2017 Actuals/Estimates  
As of November 30, 2016  
(\$ in Millions)

Category	Cumulative Obligations Thru 2016 <sup>(1)</sup>	Actual/Estimated 1st Qtr	Projected 2nd Qtr	Projected 3rd Qtr	Projected 4th Qtr	Fiscal Year 2017 Totals	Totals Thru FY17
Public Assistance	\$ 14,813	\$ 153	\$ 687	\$ 625	\$ 130	\$ 1,595	\$ 16,408
Individual Assistance	1,623	-	-	-	-	-	1,623
Mitigation	995	24	50	21	23	118	1,113
Operations	322	-	-	-	-	-	322
Administrative	1,400	25	8	18	11	62	1,462
<b>Total</b>	<b>\$ 19,153</b>	<b>\$ 202</b>	<b>\$ 745</b>	<b>\$ 664</b>	<b>\$ 164</b>	<b>\$ 1,775</b>	<b>\$ 20,928</b>

(1) Adjusted for recoveries that occur in FY 2017 against prior year obligations.

## APPENDIX D: ALLOCATIONS, OBLIGATIONS AND EXPENDITURES

As of November 30, 2016

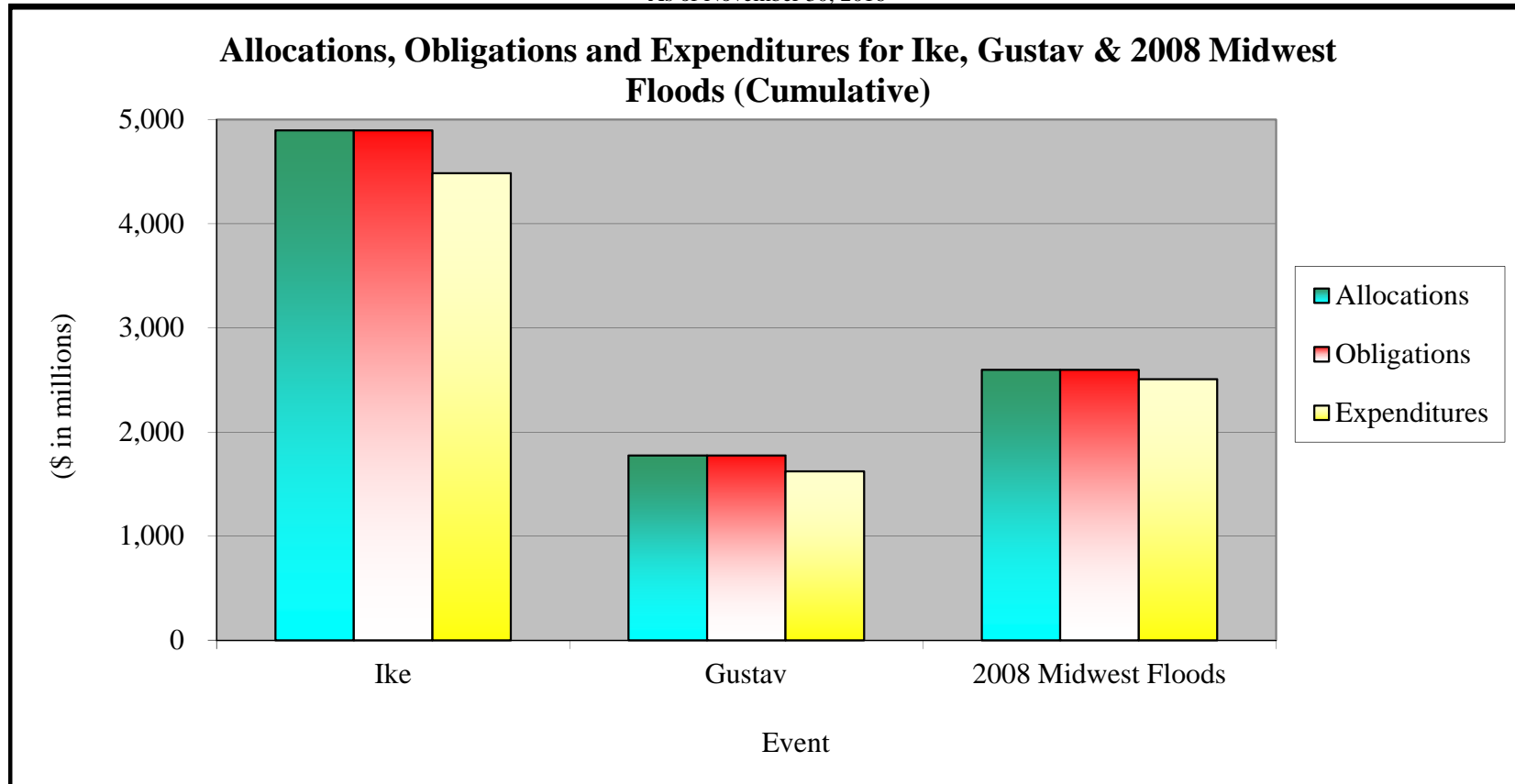


Source of financial information is the Integrated Financial Information Management System (IFMIS).

Total obligations include prior-year de-obligations.

## APPENDIX D: ALLOCATIONS, OBLIGATIONS AND EXPENDITURES

As of November 30, 2016



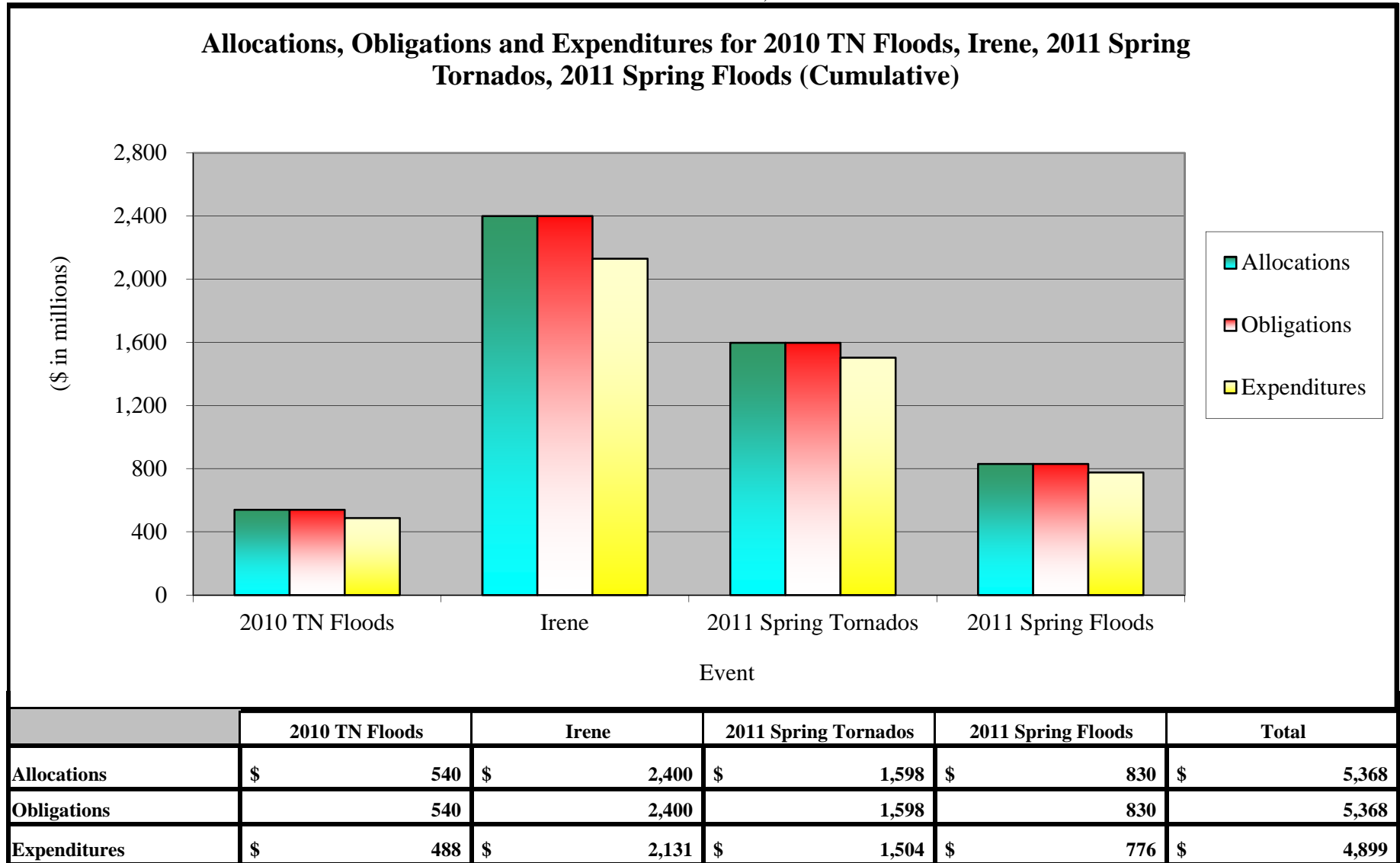
	Ike	Gustav	2008 Midwest Floods	Total
<b>Allocations</b>	\$ 4,896	\$ 1,775	\$ 2,596	\$ 9,267
<b>Obligations</b>	4,896	1,775	2,596	9,267
<b>Expenditures</b>	\$ 4,484	\$ 1,622	\$ 2,507	\$ 8,613

Source of financial information is the Integrated Financial Information Management System (IFMIS).

Total obligations include prior-year de-obligations.

## APPENDIX D: ALLOCATIONS, OBLIGATIONS AND EXPENDITURES

As of November 30, 2016



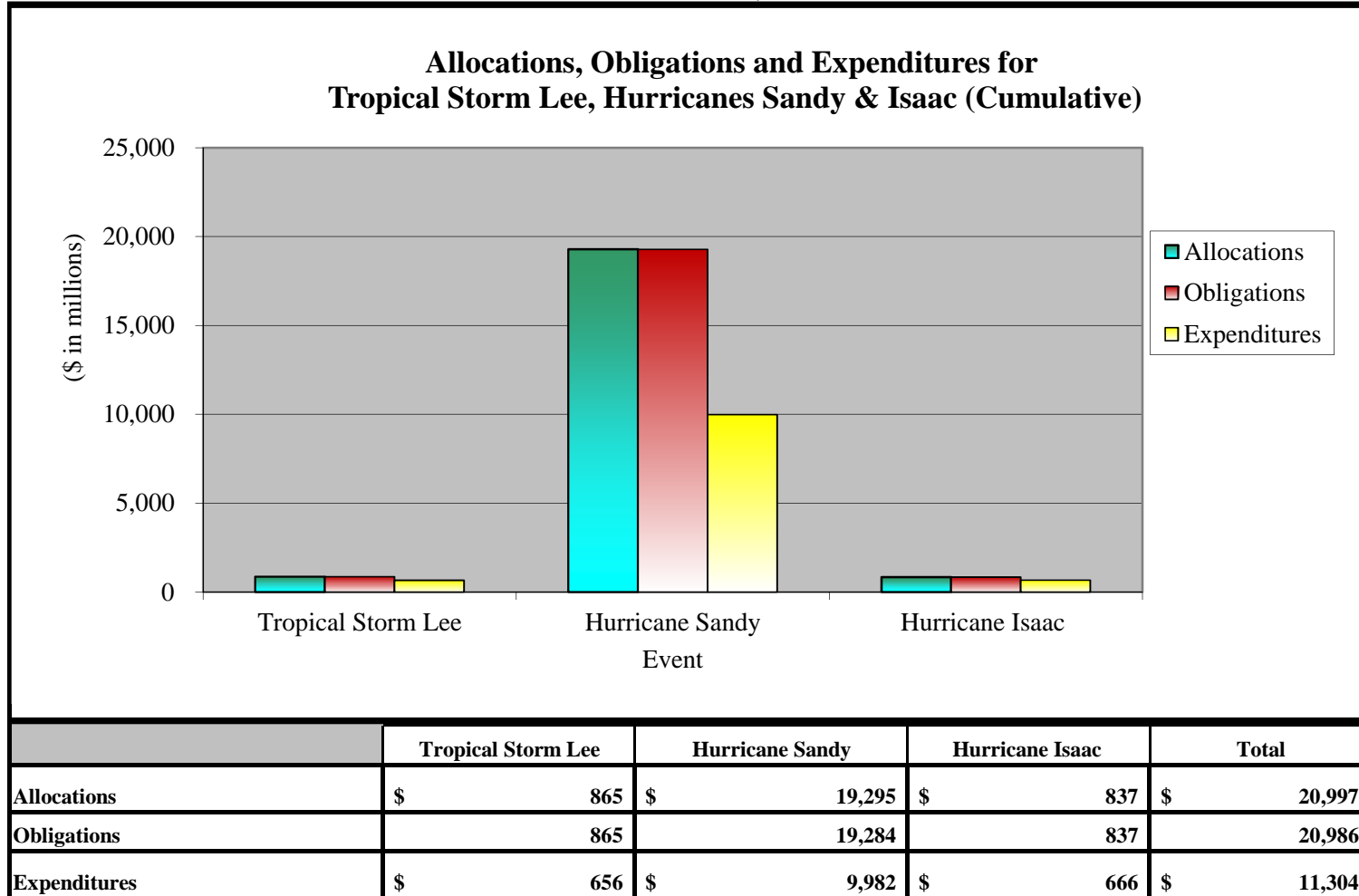
Source of financial information is the Integrated Financial Information Management System (IFMIS).

Total obligations include prior-year de-obligations.



## APPENDIX D: ALLOCATIONS, OBLIGATIONS AND EXPENDITURES

As of November 30, 2016

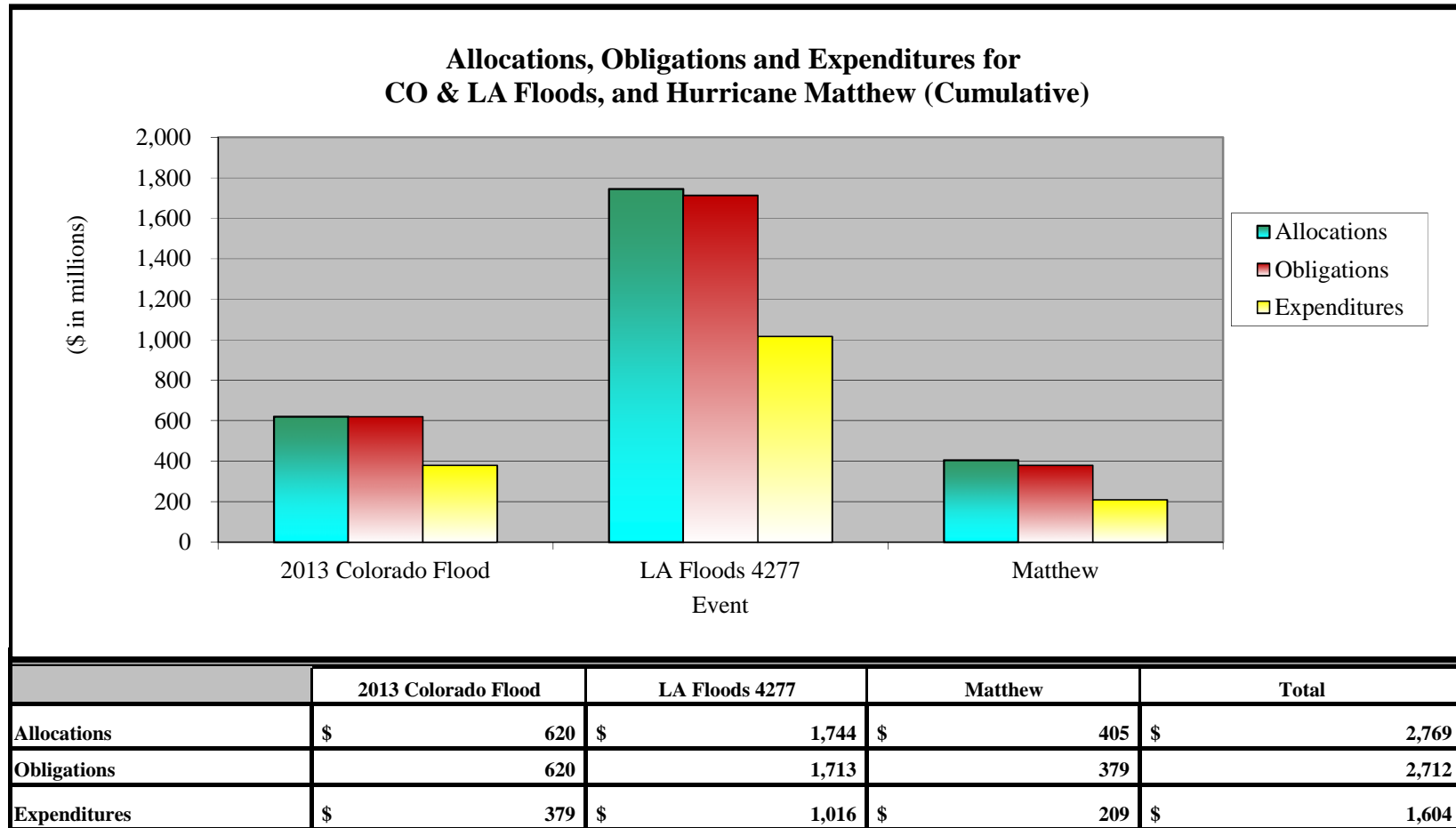


Source of financial information is the Integrated Financial Information Management System (IFMIS).

Total obligations include prior-year de-obligations.

## APPENDIX D: ALLOCATIONS, OBLIGATIONS AND EXPENDITURES

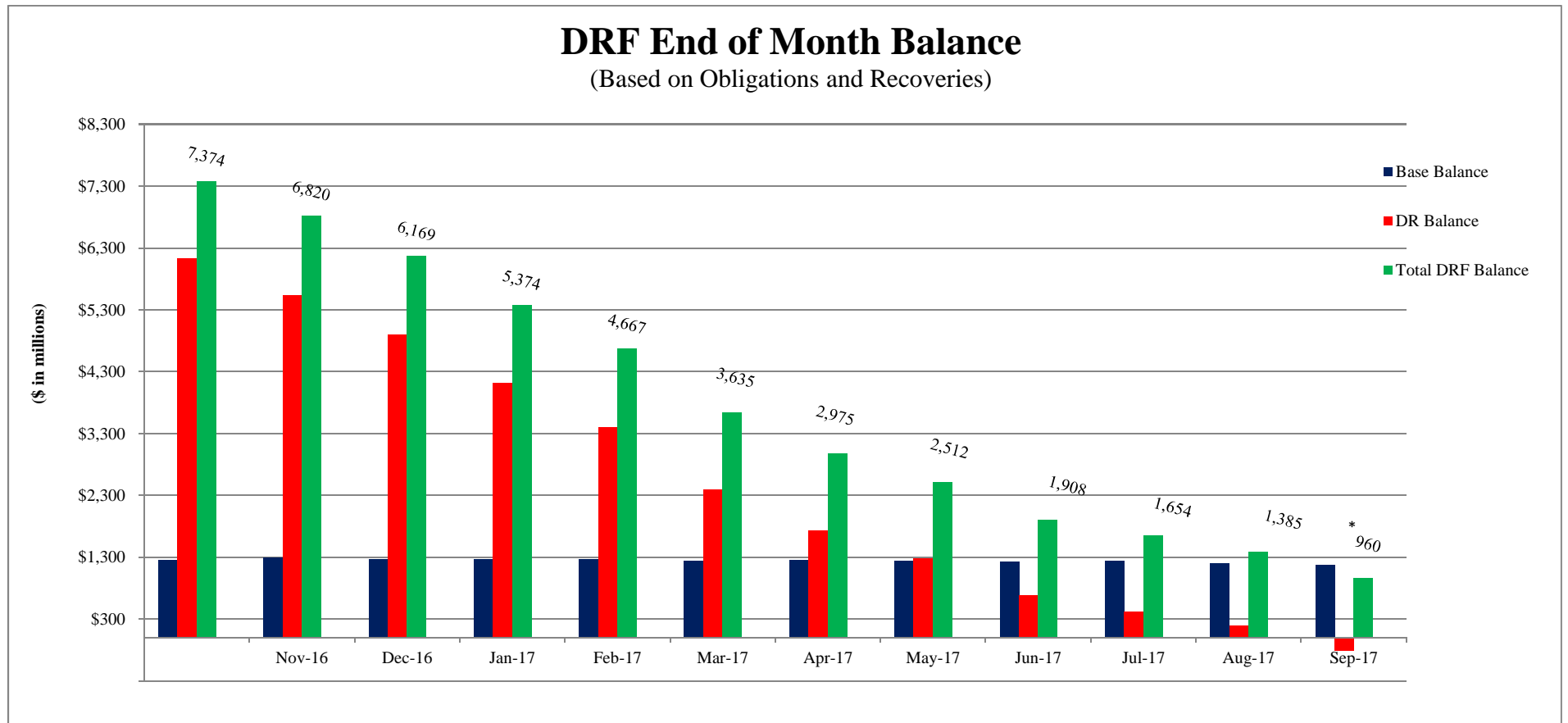
As of November 30, 2016



Source of financial information is the Integrated Financial Information Management System (IFMIS).

## APPENDIX E: Fund Exhaustion Date

As of November 30, 2016



\* Current end-of-year projected balance in the Major Declarations is showing a deficit, which FEMA continues to monitor. If warranted, FEMA will take steps to ensure notification of the need for additional funding for initial response to a no-notice or catastrophic event.


(1) Includes FY 2017 funding for the following major disaster events:

- |                                 |                       |                     |
|---------------------------------|-----------------------|---------------------|
| - Hurricanes Katrina/Rita/Wilma | - 2011 Spring Floods  | - LA Floods 4277    |
| - Hurricane Gustav              | - Hurricane Irene     | - Hurricane Matthew |
| - Hurricane Ike                 | - Tropical Storm Lee  |                     |
| - Midwest Flooding              | - Hurricane Isaac     |                     |
| - 2010 TN Flooding              | - Hurricane Sandy     |                     |
| - 2011 Spring Tornadoes         | - 2013 Colorado Flood |                     |

### FY 2017 DRF Bridge Table

17

APPENDIX F: FY 2017 DRF Bridge Table

		FY 2017 Total Obligations (\$ in millions)					Changes from Baseline	Month-to-Month Change
		Current Month as of Dec-16	Previous Month as of Nov-16	Change from Baseline	Change from Prior Month	Cause/Reason		Cause/Reason
2013 Colorado Flood	41	40	40	(1)	-	Activity in 4145 CO: Other Activity: (\$1M).		No adjustments at this time.
LA Floods 4277	1,144	1,082	1,095	(62)	(13)	Activity in 4277 LA: Estimates adjusted in all program areas primarily due to better information becoming available as the disaster matures. Revisions to estimates for Public Assistance, Individual Assistance, Hazard Mitigation, and Administration occurred and so far have resulted in a net decrease of (\$62M). As the FY progresses we expect the estimates to stabilize.		Activity in 4277 LA: Public Assistance: (\$6M) decrease for project cost revisions. Operations: (\$9M) decrease due to lower contract costs. Administration: \$2M increase for travel costs and technical assistance contracts.
Matthew	-	1,085	-	1,085	1,085	Estimates based on the best information available at 45 days post declaration. Baseline spend plan estimates are still being refined and will be set with the January report.		This is the first report for Hurricane Matthew.
DR Sub-Total	5,997	7,384	6,352	1,387	1,032			
Total	\$ 6,550	\$ 7,937	\$ 6,905	\$ 1,387	\$ 1,032			

\*Based on October 2016 Spend Plans.