



Disaster Relief Fund: Monthly Report

as of October 31, 2019

November 8, 2019

Fiscal Year 2020 Report to Congress



**Homeland
Security**

Federal Emergency Management Agency

Foreword from the Acting Administrator

November 8, 2019

I am pleased to present the following, "Disaster Relief Fund: Monthly Report," which has been prepared by the Federal Emergency Management Agency.

This document has been compiled pursuant to language set forth in the Fiscal Year 2020 Continuing Appropriations Act, 2020 (P.L. 116-59).

Pursuant to congressional requirements, this report is being provided to the following Members of Congress:



The Honorable Lucille Roybal-Allard
Chairwoman, House Appropriations Subcommittee on Homeland Security

The Honorable Chuck Fleischmann
Ranking Member, House Appropriations Subcommittee on Homeland Security

The Honorable Shelley Moore Capito
Chairman, Senate Appropriations Subcommittee on Homeland Security

The Honorable Jon Tester
Ranking Member, Senate Appropriations Subcommittee on Homeland Security

Inquiries relating to this report may be directed to me at (202) 646-3900.

Sincerely,

A handwritten signature in blue ink, appearing to read "PTG", with a long horizontal line extending to the right.

Pete Gaynor
Acting Administrator
Federal Emergency Management Agency



Disaster Relief Fund: Monthly Report as of October 31, 2019

Table of Contents

I.	Legislative Language...	1
II.	Background.....	3
	Appendix A: Appropriations Summary.....	4
	Appendix B: DRF Funding Activity.....	5
	Appendix C: Obligations and Estimates by Spending Category.....	12
	Appendix D: Allocations, Obligations, & Expenditures.	13
	Appendix E: Fund Exhaustion Date.	20
	Appendix F: DRF Cost Estimation Bridge Table.....	21

I. Legislative Language

This document has been compiled pursuant to language set forth in the Fiscal Year (FY) 2020 Continuing Appropriations Act, 2020 (P.L. 116-59).

P.L. 116-59 states:

The following sums are hereby appropriated, out of any money in the Treasury not otherwise appropriated, and out of applicable corporate or other revenues, receipts, and funds, for the several departments, agencies, corporations, and other organizational units of Government for fiscal year 2020, and for other purposes, namely:

SEC. 101. Such amounts as may be necessary, at a rate for operations as provided in the applicable appropriations Acts for fiscal year 2019 and under the authority and conditions provided in such Acts, for continuing projects or activities (including the costs of direct loans and loan guarantees) that are not otherwise specifically provided for in this Act, that were conducted in fiscal year 2019, and for which appropriations, funds, or other authority were made available in the following appropriations Acts...(6) The Department of Homeland Security Appropriations Act, 2019 (division A of Public Law 116–6) as amended, and title I of division H of Public Law 116–6.

P.L. 116-6 (referenced above) states:

The reporting requirements in paragraphs (1) and (2) under the heading "Federal Emergency Management Agency – Disaster Relief Fund" in the Department of Homeland Security Appropriations Act, 2015 (Public Law 114–4) shall be applied to fiscal year 2019 with respect to budget year 2020 and current fiscal year 2019, respectively – (1) in paragraph (1) by substituting "business" after "fifth".

P.L. 114-4 (referenced above) states:

Provided, That the Administrator of the Federal Emergency Management Agency shall submit to the Committees on Appropriations of the Senate and the House of Representatives the following reports, including a specific description of the methodology and the source data used in developing such reports.

(2) an estimate or actual amounts, if available, of the following for the current fiscal year shall be submitted not later than the fifth [business] day of each month, and shall be published by the Administrator on the Agency's Web site not later than the fifth business day of each month:

(A) a summary of the amount of appropriations made available by source, the transfers executed, the previously allocated funds recovered, and the commitments, allocations, and obligations made;

(B) a table of disaster relief activity delineated by month, including

(i) the beginning and ending balances;

- (ii) the total obligations to include amounts obligated for fire assistance, emergencies, surge, and disaster support activities;
 - (iii) the obligations for catastrophic events delineated by event and by state; and
 - (iv) the amount of previously obligated funds that are recovered;
- (C) a summary of allocations, obligations, and expenditures for catastrophic events delineated by event;
- (D) in addition, for Hurricanes Sandy, Harvey, Irma and Maria, and disasters declared since August 1, 2017, the cost of the following categories of spending: public assistance, individual assistance, mitigations, administrative, operations, and any other relevant category (including emergency measures and disaster resources); and
- (E) the date on which funds appropriated will be exhausted.

This report covers activities as of October 31, 2019.

II. Background

P.L. 116-6 requires that the FEMA Administrator provide a report by the fifth business day of each month on the Disaster Relief Fund (DRF) that includes a funding summary, a table delineating DRF funding activities each month by state and event, a summary of the funding for the catastrophic events, and the fund exhaustion date, or end-of-fiscal-year balance.

Consequently, the following report elements are included:

1. Appendix A is an appropriations summary that includes a synopsis of the amount of appropriations made available by source, the transfers executed, the previously allocated funds recovered, and the commitments, allocations, and obligations.
2. Appendix B presents details on the DRF funding activities delineated by month.
3. Appendix C presents obligations and estimates by spending category for Hurricanes Sandy, Harvey, Irma, and Maria and declarations since August 1, 2017.
4. Appendix D presents funding summaries for the current active catastrophic events included the allocations, obligations, and expenditures.
5. Appendix E presents the fund exhaustion date, or end-of-fiscal-year balance.
6. Appendix F presents a bridge table that provides explanation for the monthly and baseline change for all activities to include details for catastrophic events.

Disaster Relief Fund Congressional Monthly Report
as of October 31, 2019
(Dollars in Millions)

	Base	Major Declarations	Predisaster Mitigation	Total
Carryover From FY 2019	\$ 505	\$ 28,470	\$ 383	\$ 29,358
FY 2020 Appropriation/CR ⁽¹⁾	258	12,000	-	12,258
FY 2020 Recoveries	20	262	-	282
Total Budget Authority	783	40,732	383	41,898
Anticipated Transfers to DADLP ⁽²⁾	-	(50)	-	(50)
Potential 6% for Predisaster Mitigation per DRRRA ⁽³⁾	-	(18)	18	-
Anticipated Transfers to USAID ⁽⁴⁾	(23)	-	-	(23)
Revised Budget Authority	760	40,664	401	41,825
Obligations ⁽⁵⁾	(26)	(786)	-	(812)
Balance	734	39,878	401	41,013
Projections for the Remainder of FY 2020				
Projected FY 2020 Additional Obligations				
Based on Existing Spend Plans				
Non-Catastrophic Disasters	-	(1,433)	-	(1,433)
Catastrophic Disasters	-	(9,565)	-	(9,565)
DRS and Other	(254)	-	-	(254)
Subtotal Existing Spend Plans	(254)	(10,998)	-	(11,252)
Based on 10-year Average				
Non-Catastrophic Disasters	-	(511)	-	(511)
EM, FMAG, and SU	(264)	-	-	(264)
Subtotal 10-year Average	(264)	(511)	-	(775)
Total Projected FY 2020 Additional Obligations	(518)	(11,509)	-	(12,027)
Projected Additional Recoveries	280	538	-	818
Balance	\$ 496	\$ 28,907	\$ 401	\$ 29,804

Notes:

(1) Pursuant to P.L. 116-59, FY 2020 Continuing Appropriations Act, OMB has made available the full \$12 billion as needed.

(2) Pursuant to P.L. 115-72, Additional Supplemental Appropriations for Disaster Relief Requirements Act, 2017.

(3) Pursuant to the Disaster Recovery Reform Act (P.L. 115-254).

(4) Anticipated transfers to USAID for Compact Aid Agreement.

(5) As of October 31, 2019, unobligated commitments totaled \$36 million and uncommitted/unobligated allocations totaled \$215 million.

Source of financial information is the Integrated Financial Management Information System (IFMIS).

APPENDIX B: DRF Funding Activity (Details)

Disaster Relief Fund Monthly Obligations FY 2020 DRF Monthly Spend Plan (FY 2020) (\$ in millions) as of October 31, 2019													
	<u>Oct-19</u>	<u>Nov-19</u>	<u>Dec-19</u>	<u>Jan-20</u>	<u>Feb-20</u>	<u>Mar-20</u>	<u>Apr-20</u>	<u>May-20</u>	<u>Jun-20</u>	<u>Jul-20</u>	<u>Aug-20</u>	<u>Sep-20</u>	<u>Total</u>
Beginning of Month DRF Balance	\$ 29,358	\$ 41,013	\$ 40,286	\$ 38,740	\$ 37,916	\$ 36,853	\$ 35,608	\$ 34,691	\$ 33,544	\$ 32,510	\$ 31,544	\$ 30,699	\$29,804
FY 2020 Appropriation/CR ⁽¹⁾	\$ 12,258												
Anticipated Transfers to DADLP ^(1,2)	(50)												
Potential 6% for Predisaster Mitigation per DRRR ^(1,3)	18												
Predisaster Mitigation ^(1,3)	(18)												
Anticipated Transfers to USAID ⁽⁴⁾	(23)												
Total Available Beginning of Month	41,543	41,013	40,286	38,740	37,916	36,853	35,608	34,691	33,544	32,510	31,544	30,699	29,804
Major Declarations	40,402	39,878	39,157	37,617	36,813	35,758	34,540	33,625	32,482	31,487	30,535	29,730	28,907
Base	740	734	728	722	702	694	667	665	661	622	608	568	496
Predisaster Mitigation	401	401	401	401	401	401	401	401	401	401	401	401	401
DRF Base Activities													
Emergencies													
Monthly Actual/Estimated Obligations	(2)	(1)	(1)	-	(1)	-	(1)	(1)	-	(5)	(3)	(74)	(89)
Fire Management													
Monthly Actual/Estimated Obligations	(2)	(2)	(9)	(4)	(13)	(10)	(5)	(6)	(49)	(8)	(3)	(10)	(121)
Surge													
Monthly Actual/Estimated Obligations	(1)	(6)	2	-	(1)	(1)	(1)		(1)		(51)	1	(59)
Disaster Support & Other Activities													
DRS Monthly Actual/Estimated Obligations	(21)	(20)	(21)	(39)	(16)	(39)	(18)	(16)	(13)	(21)	(9)	(15)	(248)
Other Monthly Actual/Estimated Obligations	-	(2)	(2)	(2)	(2)	(2)	(2)	(7)	(2)	(6)	-	-	(27)
Monthly Actual/Estimated Obligations	(21)	(22)	(23)	(41)	(18)	(41)	(20)	(23)	(15)	(27)	(9)	(15)	(275)
Actual/Estimated Base Obligations	(26)	(31)	(31)	(45)	(33)	(52)	(27)	(30)	(65)	(40)	(66)	(98)	(544)
DRF DR Activities													
Average Monthly Major DR Activity (Non-Cat.)													
Monthly Actual/Estimated Obligations	(216)	(120)	(201)	(76)	(172)	(235)	(205)	(216)	(190)	(181)	(181)	(167)	(2,160)
Gustav													
Initial FY 2020 Spend Plan Estimates	-	(1)	(6)	(3)	(3)	(6)	-	(2)	(1)	-	-	(1)	(23)
Monthly Actual/Estimated Obligations	-	-	(6)	(3)	(3)	(6)	-	(2)	(1)	-	-	(1)	(22)
Ike													
Initial FY 2020 Spend Plan Estimates	(1)	(2)	(3)	-	-	-	-	-	-	-	-	-	(6)
Monthly Actual/Estimated Obligations	(1)	(2)	(4)	-	-	-	-	-	-	-	-	(1)	(8)
Katrina Rita Wilma													
Initial FY 2020 Spend Plan Estimates	(7)	(35)	(15)	(47)	(8)	(17)	(14)	(13)	(9)	(8)	(22)	(5)	(200)
Monthly Actual/Estimated Obligations	(1)	(16)	(40)	(47)	(8)	(18)	(14)	(13)	(9)	(8)	(22)	(4)	(200)
Midwest Floods													
Initial FY 2020 Spend Plan Estimates	-	-	-	-	-	-	-	-	-	-	-	-	-
Monthly Actual/Estimated Obligations	-	-	-	-	-	-	-	-	-	-	-	-	-
TN Floods													
Initial FY 2020 Spend Plan Estimates	(8)	-	-	-	-	-	-	(1)	-	-	(1)	(1)	(11)
Monthly Actual/Estimated Obligations	(8)	-	-	-	-	-	-	(1)	-	-	(1)	(1)	(11)

APPENDIX B: DRF Funding Activity (Details)

Disaster Relief Fund Monthly Obligations FY 2020 DRF Monthly Spend Plan (FY 2020) (\$ in millions) as of October 31, 2019													
	<u>Oct-19</u>	<u>Nov-19</u>	<u>Dec-19</u>	<u>Jan-20</u>	<u>Feb-20</u>	<u>Mar-20</u>	<u>Apr-20</u>	<u>May-20</u>	<u>Jun-20</u>	<u>Jul-20</u>	<u>Aug-20</u>	<u>Sep-20</u>	<u>Total</u>
2011 Spring Tornadoes													
Initial FY 2020 Spend Plan Estimates	-	-	(1)	-	-	-	-	(1)	-	-	-	-	(2)
Monthly Actual/Estimated Obligations	-	-	(1)	-	-	-	-	(1)	-	-	-	-	(2)
2011 Spring Floods													
Initial FY 2020 Spend Plan Estimates	-	-	-	-	-	-	-	-	-	-	-	(1)	(1)
Monthly Actual/Estimated Obligations	-	-	-	-	-	-	-	-	-	-	-	(1)	(1)
Irene													
Initial FY 2020 Spend Plan Estimates	(1)	(4)	(8)	(1)	-	-	(2)	(13)	-	(2)	(4)	(7)	(42)
Monthly Actual/Estimated Obligations	(1)	(2)	(7)	(6)	(1)	(2)	(2)	(13)	-	(2)	(1)	(5)	(42)
Lee													
Initial FY 2020 Spend Plan Estimates	(1)	(4)	(3)	-	-	-	-	-	-	-	-	-	(8)
Monthly Actual/Estimated Obligations	-	-	(4)	(1)	(4)	-	-	-	-	-	-	-	(9)
Isaac													
Initial FY 2020 Spend Plan Estimates	-	(1)	(2)	-	-	-	-	-	-	-	-	(1)	(4)
Monthly Actual/Estimated Obligations	(1)	(1)	(2)	-	-	-	-	-	-	-	-	-	(4)
Sandy													
Initial FY 2020 Spend Plan Estimates	(15)	(60)	(39)	(32)	(114)	(106)	(104)	(12)	(12)	(9)	(3)	(4)	(510)
Monthly Actual/Estimated Obligations	(5)	(14)	(85)	(30)	(122)	(109)	(104)	(17)	(15)	(6)	(2)	(4)	(513)
2013 Colorado Flood													
Initial FY 2020 Spend Plan Estimates	(5)	-	(1)	(1)	(1)	(1)	(1)	(1)	(1)	(1)	-	(2)	(15)
Monthly Actual/Estimated Obligations	-	-	(6)	(1)	(1)	(1)	(1)	(1)	(1)	(1)	-	(2)	(15)
LA Floods 4277													
Initial FY 2020 Spend Plan Estimates	(8)	(23)	(18)	(8)	(2)	(6)	(3)	(3)	(48)	(4)	(36)	(21)	(180)
Monthly Actual/Estimated Obligations	(1)	(17)	(22)	(9)	(9)	(6)	(2)	(3)	(48)	(4)	(36)	(22)	(179)
Matthew													
Initial FY 2020 Spend Plan Estimates	(3)	(15)	(22)	(12)	(11)	(9)	(16)	(3)	(21)	(4)	-	-	(116)
Monthly Actual/Estimated Obligations	(1)	(1)	(8)	(35)	(19)	(9)	(18)	(3)	(21)	(4)	-	-	(119)
Harvey													
Initial FY 2020 Spend Plan Estimates	(65)	(149)	(115)	(155)	(45)	(33)	(55)	(54)	(57)	(95)	(52)	(29)	(904)
Monthly Actual/Estimated Obligations	(93)	(71)	(139)	(124)	(79)	(44)	(79)	(52)	(70)	(69)	(14)	(72)	(906)
Irma													
Initial FY 2020 Spend Plan Estimates	(110)	(116)	(82)	(109)	(80)	(88)	(92)	(87)	(65)	(183)	(184)	(209)	(1,405)
Monthly Actual/Estimated Obligations	(269)	(117)	(75)	(84)	(53)	(146)	(85)	(96)	(56)	(140)	(157)	(160)	(1,438)
Maria													
Initial FY 2020 Spend Plan Estimates	(117)	(281)	(287)	(275)	(384)	(358)	(277)	(480)	(388)	(425)	(377)	(134)	(3,783)
Monthly Actual/Estimated Obligations	(84)	(255)	(274)	(252)	(341)	(344)	(287)	(568)	(395)	(432)	(327)	(238)	(3,797)
CA Wildfires 2017													
Initial FY 2020 Spend Plan Estimates	(12)	(34)	(2)	(18)	-	(38)	(2)	(3)	(13)	(1)	-	-	(123)
Monthly Actual/Estimated Obligations	(2)	(4)	(29)	(21)	(15)	(22)	-	-	(13)	-	(3)	(1)	(110)
Florence													
Initial FY 2020 Spend Plan Estimates	(19)	(42)	(53)	(26)	(45)	(90)	(45)	(54)	(37)	(34)	(27)	(55)	(527)
Monthly Actual/Estimated Obligations	(23)	(22)	(18)	(16)	(71)	(195)	(26)	(29)	(26)	(29)	(22)	(54)	(531)

APPENDIX B: DRF Funding Activity (Details)

Disaster Relief Fund Monthly Obligations FY 2020 DRF Monthly Spend Plan (FY 2020) (\$ in millions) as of October 31, 2019													
	<u>Oct-19</u>	<u>Nov-19</u>	<u>Dec-19</u>	<u>Jan-20</u>	<u>Feb-20</u>	<u>Mar-20</u>	<u>Apr-20</u>	<u>May-20</u>	<u>Jun-20</u>	<u>Jul-20</u>	<u>Aug-20</u>	<u>Sep-20</u>	<u>Total</u>
Michael													
Initial FY 2020 Spend Plan Estimates	(81)	(86)	(58)	(96)	(182)	(95)	(113)	(183)	(121)	(78)	(42)	(39)	(1,174)
Monthly Actual/Estimated Obligations	(72)	(99)	(86)	(128)	(181)	(99)	(113)	(135)	(121)	(77)	(38)	(36)	(1,185)
CA Wildfires 2018													
Initial FY 2020 Spend Plan Estimates	(8)	(68)	(7)	(3)	(5)	(7)	(497)	(13)	(72)	(46)	(22)	(47)	(795)
Monthly Actual/Estimated Obligations	(4)	(15)	(554)	(4)	(11)	(7)	(19)	(27)	(56)	(27)	(27)	(45)	(796)
Yutu													
Initial FY 2020 Spend Plan Estimates	(11)	(13)	(37)	(18)	(3)	(52)	(2)	(9)	(45)	(16)	(1)	(35)	(242)
Monthly Actual/Estimated Obligations	(4)	(14)	(28)	(16)	(14)	(24)	(9)	(15)	(22)	(21)	(23)	(57)	(247)
Total DR Actual/Estimated Obligations													
	(786)	(770)	(1,589)	(853)	(1,104)	(1,267)	(964)	(1,192)	(1,044)	(1,001)	(854)	(871)	(12,295)
FY 2020 Actual/Estimated Recoveries													
Monthly Recovery Estimates	282	74	74	74	74	74	74	75	75	75	75	74	1,100
Major Declaration Actuals/Estimates	262	49	49	49	49	49	49	49	49	49	49	48	800
Base Actuals/Estimates	20	25	25	25	25	25	25	26	26	26	26	26	300
DRF Available at End of Month (Including Recoveries)	\$ 41,013	\$ 40,286	\$ 38,740	\$ 37,916	\$ 36,853	\$ 35,608	\$ 34,691	\$ 33,544	\$ 32,510	\$ 31,544	\$ 30,699	\$ 29,804	

NOTES:

- (1) Pursuant to P.L. 116-59, FY 2020 Continuing Appropriations Act, OMB has made available the full \$12 billion as needed.
- (2) Pursuant to P.L. 115-72, Additional Supplemental Appropriations for Disaster Relief Requirements Act, 2017.
- (3) Pursuant to P.L. 116-6, \$250 million of the amount set aside under section 203(i)(1) of the Stafford Act shall be available to carry out activities for the National Predisaster Mitigation Fund (as in effect on the day prior to the amendments made by Section 1234 of DRRA (P.L. 115-254).
- (4) Anticipated transfers to USAID for Compact Aid Agreement.

APPENDIX B: DRF Funding Activity (By Catastrophic Disaster)

Disaster Relief Fund Monthly Detailed Obligations FY 2020
(\$ in millions)

		Cumulative Obligations Thru FY 2019 ⁽¹⁾	October	November	December	January	February	March	April	May	June	July	August	September	FY 2020 Total
Event/DR			Actual	Estimated	Estimated	Estimated	Estimated	Estimated	Estimated	Estimated	Estimated	Estimated	Estimated	Estimated	
Gustav															
1786-LA	\$	(1,682)	\$ -	\$ -	\$ (6)	\$ (3)	\$ (3)	\$ (6)	\$ -	\$ (2)	\$ (1)	\$ -	\$ -	\$ (1)	\$ (22)
1789-AL		(10)	-	-	-	-	-	-	-	-	-	-	-	-	-
1793-AR		(6)	-	-	-	-	-	-	-	-	-	-	-	-	-
1794-MS		(40)	-	-	-	-	-	-	-	-	-	-	-	-	-
1806-FL		(6)	-	-	-	-	-	-	-	-	-	-	-	-	-
		(1,744)	-	-	(6)	(3)	(3)	(6)	-	(2)	(1)	-	-	(1)	(22)
Ike															
1791-TX		(4,422)	(1)	(2)	(2)	-	-	-	-	-	-	-	-	(1)	(6)
1792-LA		(372)	-	-	(2)	-	-	-	-	-	-	-	-	-	(2)
1797-AL		(8)	-	-	-	-	-	-	-	-	-	-	-	-	-
1802-KY		(24)	-	-	-	-	-	-	-	-	-	-	-	-	-
1804-AR		(3)	-	-	-	-	-	-	-	-	-	-	-	-	-
1805-OH		(56)	-	-	-	-	-	-	-	-	-	-	-	-	-
		(4,885)	(1)	(2)	(4)	-	-	-	-	-	-	-	-	(1)	(8)
Katrina Rita Wilma															
1602-FL		(233)	-	-	-	-	-	-	-	-	-	-	-	-	-
1603-LA		(32,782)	(1)	(11)	(38)	(45)	(7)	(17)	(14)	(13)	(9)	(8)	(22)	(4)	(189)
1604-MS		(10,092)	-	(5)	-	-	(1)	(1)	-	-	-	-	-	-	(7)
1605-AL		(1,041)	-	-	-	-	-	-	-	-	-	-	-	-	-
1606-TX		(1,878)	-	-	-	-	-	-	-	-	-	-	-	-	-
1607-LA		(1,928)	-	-	(2)	-	-	-	-	-	-	-	-	-	(2)
1609-FL		(2,570)	-	-	-	(2)	-	-	-	-	-	-	-	-	(2)
		(50,524)	(1)	(16)	(40)	(47)	(8)	(18)	(14)	(13)	(9)	(8)	(22)	(4)	(200)
Midwest Floods															
1760-MO		(3)	-	-	-	-	-	-	-	-	-	-	-	-	-
1763-IA		(1,872)	-	-	-	-	-	-	-	-	-	-	-	-	-
1765-NE		(2)	-	-	-	-	-	-	-	-	-	-	-	-	-
1766-IN		(213)	-	-	-	-	-	-	-	-	-	-	-	-	-
1768-WI		(156)	-	-	-	-	-	-	-	-	-	-	-	-	-
1770-NE		(48)	-	-	-	-	-	-	-	-	-	-	-	-	-
1771-IL		(91)	-	-	-	-	-	-	-	-	-	-	-	-	-
1772-MN		(9)	-	-	-	-	-	-	-	-	-	-	-	-	-
1773-MO		(55)	-	-	-	-	-	-	-	-	-	-	-	-	-
1774-SD		(8)	-	-	-	-	-	-	-	-	-	-	-	-	-
1775-OK		(11)	-	-	-	-	-	-	-	-	-	-	-	-	-
1776-KS		(64)	-	-	-	-	-	-	-	-	-	-	-	-	-
1777-MI		(18)	-	-	-	-	-	-	-	-	-	-	-	-	-
		(2,550)	-	-	-	-	-	-	-	-	-	-	-	-	-
TN Floods															
1909-TN		(549)	(8)	-	-	-	-	-	-	(1)	-	-	(1)	(1)	(11)
		(549)	(8)	-	-	-	-	-	-	(1)	-	-	(1)	(1)	(11)

APPENDIX B: DRF Funding Activity (By Catastrophic Disaster)

Disaster Relief Fund Monthly Detailed Obligations FY 2020
(\$ in millions)

		Cumulative Obligations Thru FY 2019 ⁽¹⁾													
		October	November	December	January	February	March	April	May	June	July	August	September	FY 2020 Total	
Event/DR		Actual	Estimated	Estimated	Estimated	Estimated	Estimated	Estimated	Estimated	Estimated	Estimated	Estimated	Estimated		
2011 Spring Tornadoes															
1971-AL	(704)	-	-	-	-	-	-	-	-	-	-	-	-	-	
1972-MS	(67)	-	-	-	-	-	-	-	-	-	-	-	-	-	
1973-GA	(44)	-	-	-	-	-	-	-	-	-	-	-	-	-	
1974-TN	(92)	-	-	-	-	-	-	-	-	-	-	-	-	-	
1975-AR	(104)	-	-	-	-	-	-	-	-	-	-	-	-	-	
1976-KY	(60)	-	-	(1)	-	-	-	-	(1)	-	-	-	-	(2)	
1980-MO	(511)	-	-	-	-	-	-	-	-	-	-	-	-	-	
	(1,582)	-	-	(1)	-	-	-	-	(1)	-	-	-	-	(2)	
2011 Spring Floods															
1981-ND	(638)	-	-	-	-	-	-	-	-	-	-	-	(1)	(1)	
1982-MN	(27)	-	-	-	-	-	-	-	-	-	-	-	-	-	
1983-MS	(36)	-	-	-	-	-	-	-	-	-	-	-	-	-	
1984-SD	(83)	-	-	-	-	-	-	-	-	-	-	-	-	-	
	(784)	-	-	-	-	-	-	-	-	-	-	-	(1)	(1)	
Irene															
4017-PR	(141)	-	-	-	-	-	-	-	-	-	-	-	-	-	
4019-NC	(194)	-	-	-	-	-	-	-	-	-	-	-	-	-	
4020-NY	(892)	-	-	(2)	(5)	(1)	-	-	(12)	-	(1)	-	-	(21)	
4021-NJ	(397)	(1)	(1)	(1)	(1)	-	-	-	-	-	-	-	-	(4)	
4022-VT	(326)	-	(1)	(1)	-	-	(2)	(2)	(1)	-	(1)	(1)	(5)	(14)	
4023-CT	(74)	-	-	(3)	-	-	-	-	-	-	-	-	-	(3)	
4024-VA	(73)	-	-	-	-	-	-	-	-	-	-	-	-	-	
4025-PA	(99)	-	-	-	-	-	-	-	-	-	-	-	-	-	
4026-NH	(27)	-	-	-	-	-	-	-	-	-	-	-	-	-	
4027-RI	(11)	-	-	-	-	-	-	-	-	-	-	-	-	-	
4028-MA	(53)	-	-	-	-	-	-	-	-	-	-	-	-	-	
4032-ME	(3)	-	-	-	-	-	-	-	-	-	-	-	-	-	
4034-MD	(25)	-	-	-	-	-	-	-	-	-	-	-	-	-	
4036-DC	(3)	-	-	-	-	-	-	-	-	-	-	-	-	-	
4037-DE	(3)	-	-	-	-	-	-	-	-	-	-	-	-	-	
	(2,321)	(1)	(2)	(7)	(6)	(1)	(2)	(2)	(13)	-	(2)	(1)	(5)	(42)	
Lee															
4030-PA	(374)	-	-	-	-	-	-	-	-	-	-	-	-	-	
4031-NY	(452)	-	-	(4)	(1)	(4)	-	-	-	-	-	-	-	(9)	
4038-MD	(15)	-	-	-	-	-	-	-	-	-	-	-	-	-	
4039-NJ	(6)	-	-	-	-	-	-	-	-	-	-	-	-	-	
4041-LA	(7)	-	-	-	-	-	-	-	-	-	-	-	-	-	
4045-VA	(7)	-	-	-	-	-	-	-	-	-	-	-	-	-	
	(861)	-	-	(4)	(1)	(4)	-	-	-	-	-	-	-	(9)	

APPENDIX B: DRF Funding Activity (By Catastrophic Disaster)
Disaster Relief Fund Monthly Detailed Obligations FY 2020

(\$ in millions)

		Cumulative Obligations												
	Thru FY 2019 ⁽¹⁾	October	November	December	January	February	March	April	May	June	July	August	September	FY 2020 Total
Event/DR		Actual	Estimated	Estimated	Estimated	Estimated	Estimated	Estimated	Estimated	Estimated	Estimate d	Estimated	Estimated	
Isaac														
4080-LA	(701)	(1)	(1)	(2)	-	-	-	-	-	-	-	-	-	(4)
4081-MS	(90)	-	-	-	-	-	-	-	-	-	-	-	-	-
4082-AL	(10)	-	-	-	-	-	-	-	-	-	-	-	-	-
4084-FL	(34)	-	-	-	-	-	-	-	-	-	-	-	-	-
	(835)	(1)	(1)	(2)	-	-	-	-	-	-	-	-	-	(4)
Sandy														
4085-NY	(17,626)	(4)	(11)	(76)	(26)	(110)	(104)	(103)	(16)	(9)	(2)	(2)	(2)	(465)
4086-NJ	(3,347)	(1)	(3)	(7)	(4)	(12)	(5)	(1)	(1)	(6)	(4)	-	-	(44)
4087-CT	(123)	-	-	(2)	-	-	-	-	-	-	-	-	(1)	(3)
4089-RI	(19)	-	-	-	-	-	-	-	-	-	-	-	-	-
4090-DE	(8)	-	-	-	-	-	-	-	-	-	-	-	-	-
4091-MD	(50)	-	-	-	-	-	-	-	-	-	-	-	-	-
4092-VA	(14)	-	-	-	-	-	-	-	-	-	-	-	-	-
4093-WV	(23)	-	-	-	-	-	-	-	-	-	-	-	-	-
4095-NH	(3)	-	-	-	-	-	-	-	-	-	-	-	-	-
4096-DC	(3)	-	-	-	-	-	-	-	-	-	-	-	-	-
4097- MA	(17)	-	-	-	-	-	-	-	-	-	-	-	(1)	(1)
4098-OH	(26)	-	-	-	-	-	-	-	-	-	-	-	-	-
4099-PA	(17)	-	-	-	-	-	-	-	-	-	-	-	-	-
	(21,276)	(5)	(14)	(85)	(30)	(122)	(109)	(104)	(17)	(15)	(6)	(2)	(4)	(513)
2013 Colorado Flood														
4145-CO	(643)	-	-	(6)	(1)	(1)	(1)	(1)	(1)	(1)	(1)	-	(2)	(15)
	(643)	-	-	(6)	(1)	(1)	(1)	(1)	(1)	(1)	(1)	-	(2)	(15)
LA Floods 4277														
4277-LA	(2,625)	(1)	(17)	(22)	(9)	(9)	(6)	(2)	(3)	(48)	(4)	(36)	(22)	(179)
	(2,625)	(1)	(17)	(22)	(9)	(9)	(6)	(2)	(3)	(48)	(4)	(36)	(22)	(179)
Matthew														
4283-FL	(463)	-	(1)	(7)	(30)	(11)	(2)	(6)	(3)	(20)	(1)	-	-	(81)
4284-GA	(146)	-	-	-	-	(1)	-	(1)	-	-	(3)	-	-	(5)
4285-NC	(675)	(1)	-	(1)	(4)	(6)	(2)	-	-	-	-	-	-	(14)
4286-SC	(391)	-	-	-	(1)	(1)	(5)	(10)	-	(1)	-	-	-	(18)
4291-VA	(40)	-	-	-	-	-	-	(1)	-	-	-	-	-	(1)
	(1,715)	(1)	(1)	(8)	(35)	(19)	(9)	(18)	(3)	(21)	(4)	-	-	(119)

APPENDIX B: DRF Funding Activity (By Catastrophic Disaster)
Disaster Relief Fund Monthly Detailed Obligations FY 2020

(\$ in millions)

	Cumulative Obligations													
	Thru FY 2019 ⁽¹⁾	October	November	December	January	February	March	April	May	June	July	August	September	FY 2020 Total
Event/DR		Actual	Estimated	Estimated	Estimated	Estimated	Estimated	Estimated	Estimated	Estimated	Estimate d	Estimated	Estimated	
Harvey														
4332-TX	(7,043)	(93)	(71)	(139)	(124)	(79)	(44)	(79)	(52)	(70)	(69)	(14)	(72)	(906)
4345-LA	(12)	-	-	-	-	-	-	-	-	-	-	-	-	-
	(7,055)	(93)	(71)	(139)	(124)	(79)	(44)	(79)	(52)	(70)	(69)	(14)	(72)	(906)
Irma														
4335-VI	(325)	(1)	(1)	(2)	(6)	-	(4)	-	(1)	-	(1)	-	-	(16)
4336-PR	(81)	(1)	(13)	-	-	-	-	-	(13)	-	-	-	-	(27)
4337-FL	(3,911)	(266)	(103)	(72)	(77)	(53)	(140)	(75)	(81)	(56)	(135)	(149)	(160)	(1,367)
4338-GA	(199)	(1)	-	(1)	-	-	(2)	(9)	-	-	(4)	(8)	-	(25)
4341-FL	(7)	-	-	-	-	-	-	-	-	-	-	-	-	-
4346-SC	(43)	-	-	-	(1)	-	-	(1)	(1)	-	-	-	-	(3)
	(4,566)	(269)	(117)	(75)	(84)	(53)	(146)	(85)	(96)	(56)	(140)	(157)	(160)	(1,438)
Maria														
4339-PR	(15,637)	(78)	(184)	(245)	(167)	(292)	(226)	(258)	(437)	(380)	(424)	(280)	(80)	(3,051)
4340-VI	(2,701)	(6)	(71)	(29)	(85)	(49)	(118)	(29)	(131)	(15)	(8)	(47)	(158)	(746)
	(18,338)	(84)	(255)	(274)	(252)	(341)	(344)	(287)	(568)	(395)	(432)	(327)	(238)	(3,797)
CA Wildfires 2017														
4344-CA	(1,243)	(2)	(4)	(29)	(21)	(15)	(22)	-	-	(13)	-	(3)	(1)	(110)
	(1,243)	(2)	(4)	(29)	(21)	(15)	(22)	-	-	(13)	-	(3)	(1)	(110)
Florence														
4393-NC	(979)	(16)	(21)	(8)	(14)	(64)	(186)	(26)	(29)	(26)	(29)	(22)	(53)	(494)
4394-SC	(231)	(5)	-	(10)	(2)	(7)	(9)	-	-	-	-	-	(1)	(34)
4401-VA	(29)	(2)	(1)	-	-	-	-	-	-	-	-	-	-	(3)
	(1,239)	(23)	(22)	(18)	(16)	(71)	(195)	(26)	(29)	(26)	(29)	(22)	(54)	(531)
Michael														
4399-FL	(1,195)	(67)	(94)	(78)	(94)	(147)	(81)	(111)	(115)	(113)	(76)	(36)	(36)	(1,048)
4400-GA	(285)	(4)	(3)	(3)	(25)	(22)	(16)	-	(15)	(1)	-	-	-	(89)
4406-AL	(13)	-	(1)	-	-	-	-	(1)	(4)	-	-	-	-	(6)
4411-VA	(16)	(1)	(1)	(5)	(8)	(5)	(1)	-	-	-	-	-	-	(21)
4412 -NC	(8)	-	-	-	(1)	(7)	(1)	(1)	(1)	(7)	(1)	(2)	-	(21)
	(1,517)	(72)	(99)	(86)	(128)	(181)	(99)	(113)	(135)	(121)	(77)	(38)	(36)	(1,185)
CA Wildfires 2018														
4407-CA	(541)	(4)	(15)	(554)	(4)	(11)	(7)	(19)	(27)	(56)	(27)	(27)	(45)	(796)
	(541)	(4)	(15)	(554)	(4)	(11)	(7)	(19)	(27)	(56)	(27)	(27)	(45)	(796)
Yutu														
4404-NMI	(539)	(4)	(14)	(28)	(16)	(14)	(24)	(9)	(15)	(22)	(21)	(23)	(57)	(247)
	(539)	(4)	(14)	(28)	(16)	(14)	(24)	(9)	(15)	(22)	(21)	(23)	(57)	(247)
TOTAL	\$ (127,932)	\$ (570)	\$ (650)	\$ (1,388)	\$ (777)	\$ (932)	\$ (1,032)	\$ (759)	\$ (976)	\$ (854)	\$ (820)	\$ (673)	\$ (704)	\$ (10,135)

NOTES:

(1) Pursuant to P.L. 116-59, FY 2020 Continuing Appropriations Act, OMB has made available the full \$12 billion as needed.

**APPENDIX C: Hurricanes Sandy, Harvey, Irma, and Maria and Disasters Declared Since August 1, 2017
(Actual Obligations by Program)**

Hurricanes Sandy, Harvey, Irma, and Maria and Disasters Declared Since August 1, 2017
FY 2020 Actuals/Estimates
as of October 31, 2019

(\$ in millions)

	Cumulative Obligations Thru FY 2019 ⁽¹⁾	Actual/Estimated 1st Qtr	Estimated 2nd Qtr	Estimated 3rd Qtr	Estimated 4th Qtr	FY 2020 Totals	Totals Thru FY 2020
SANDY							
Public Assistance	\$ 16,619	\$ 72	\$ 102	\$ 37	\$ 2	\$ 213	\$ 16,832
Individual Assistance	1,603	-	-	-	-	-	1,603
Mitigation	1,179	18	149	83	-	250	1,429
Operations	319	-	-	-	-	-	319
Administrative	1,556	14	10	16	10	50	1,606
Total	\$ 21,276	\$ 104	\$ 261	\$ 136	\$ 12	\$ 513	\$ 21,789

	Cumulative Obligations Thru FY 2019 ⁽¹⁾	Actual/Estimated 1st Qtr	Estimated 2nd Qtr	Estimated 3rd Qtr	Estimated 4th Qtr	FY 2020 Totals	Totals Thru FY 2020
HARVEY							
Public Assistance	\$ 1,877	\$ 199	\$ 228	\$ 142	\$ 132	\$ 701	\$ 2,578
Individual Assistance	2,878	18	-	-	-	18	2,896
Mitigation	228	25	1	1	8	35	263
Operations	206	-	-	-	-	-	206
Administrative	1,866	61	18	58	15	152	2,018
Total	\$ 7,055	\$ 303	\$ 247	\$ 201	\$ 155	\$ 906	\$ 7,961

	Cumulative Obligations Thru FY 2019 ⁽¹⁾	Actual/Estimated 1st Qtr	Estimated 2nd Qtr	Estimated 3rd Qtr	Estimated 4th Qtr	FY 2020 Totals	Totals Thru FY 2020
IRMA							
Public Assistance	\$ 1,646	\$ 371	\$ 246	\$ 212	\$ 429	\$ 1,258	\$ 2,904
Individual Assistance	1,309	-	-	-	-	-	1,309
Mitigation	145	57	31	10	26	124	269
Operations	304	-	-	-	-	-	304
Administrative	1,162	33	6	15	2	56	1,218
Total	\$ 4,566	\$ 461	\$ 283	\$ 237	\$ 457	\$ 1,438	\$ 6,004

	Cumulative Obligations Thru FY 2019 ⁽¹⁾	Actual/Estimated 1st Qtr	Estimated 2nd Qtr	Estimated 3rd Qtr	Estimated 4th Qtr	FY 2020 Totals	Totals Thru FY 2020
MARIA							
Public Assistance	\$ 7,738	\$ 283	\$ 702	\$ 1,125	\$ 893	\$ 3,003	\$ 10,741
Individual Assistance	2,527	11	18	-	-	29	2,556
Mitigation	80	11	87	24	5	127	207
Operations	4,802	-	-	-	-	-	4,802
Administrative	3,191	308	130	101	99	638	3,829
Total	\$ 18,338	\$ 613	\$ 937	\$ 1,250	\$ 997	\$ 3,797	\$ 22,135

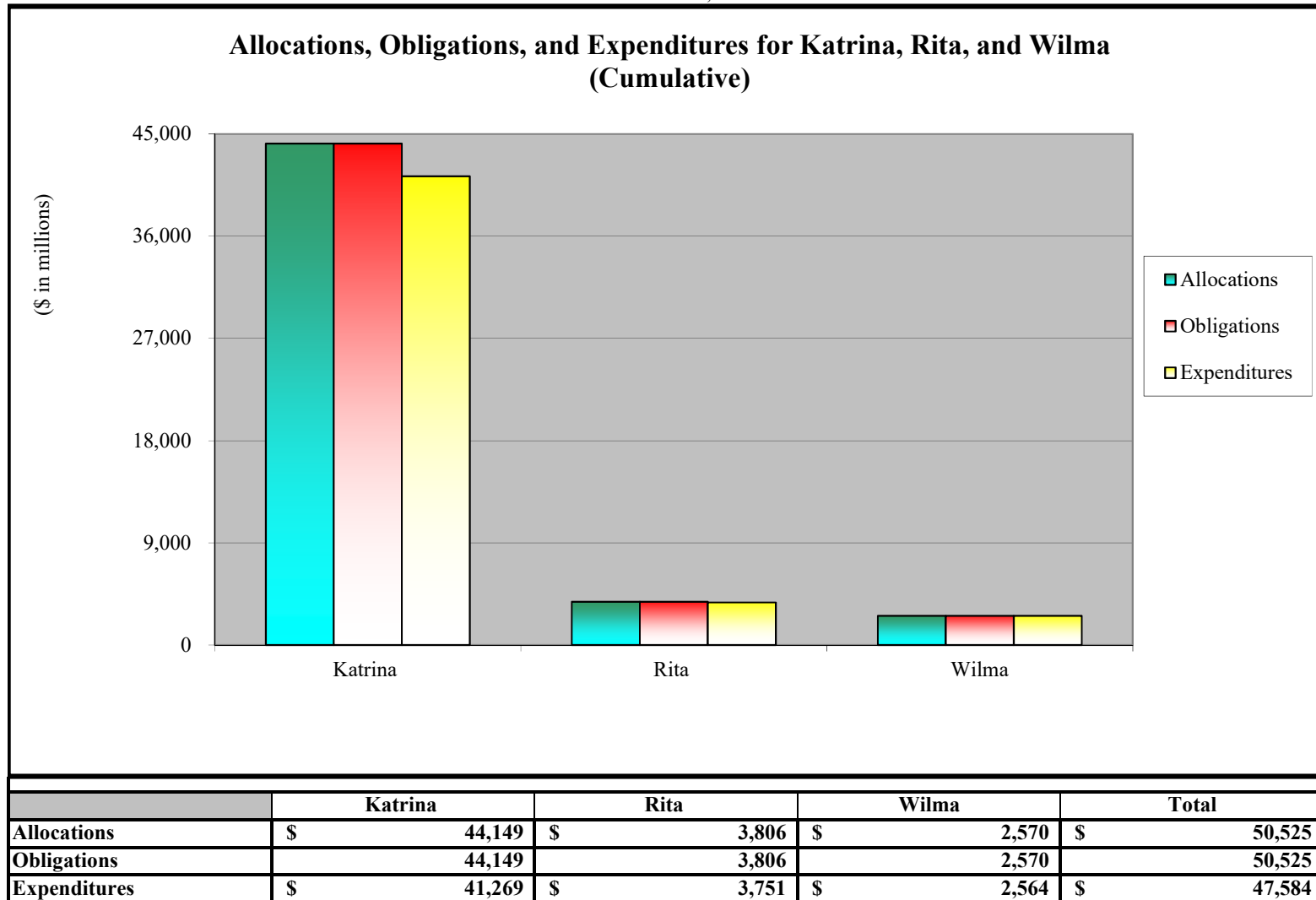
	Cumulative Obligations Thru FY 2019 ⁽¹⁾	Actual/Estimated 1st Qtr	Estimated 2nd Qtr	Estimated 3rd Qtr	Estimated 4th Qtr	FY 2020 Totals	Totals Thru FY 2020
Disasters Declared Since 8/1/2017 ⁽²⁾							
Public Assistance	\$ 17,210	\$ 2,120	\$ 2,343	\$ 2,375	\$ 2,129	\$ 8,967	\$ 26,177
Individual Assistance	5,487	66	63	26	27	182	5,669
Mitigation	1,473	128	242	131	112	613	2,086
Operations	5,829	-	1	-	-	1	5,830
Administrative	7,197	572	247	222	151	1,192	8,389
Total	\$ 37,196	\$ 2,886	\$ 2,896	\$ 2,754	\$ 2,419	\$ 10,955	\$ 48,151

(1) Adjusted for recoveries that occur in FY 2020 against prior-year obligations.

(2) Per section 1224 of DRRRA (P.L. 115-254).

APPENDIX D: ALLOCATIONS, OBLIGATIONS, AND EXPENDITURES

as of October 31, 2019

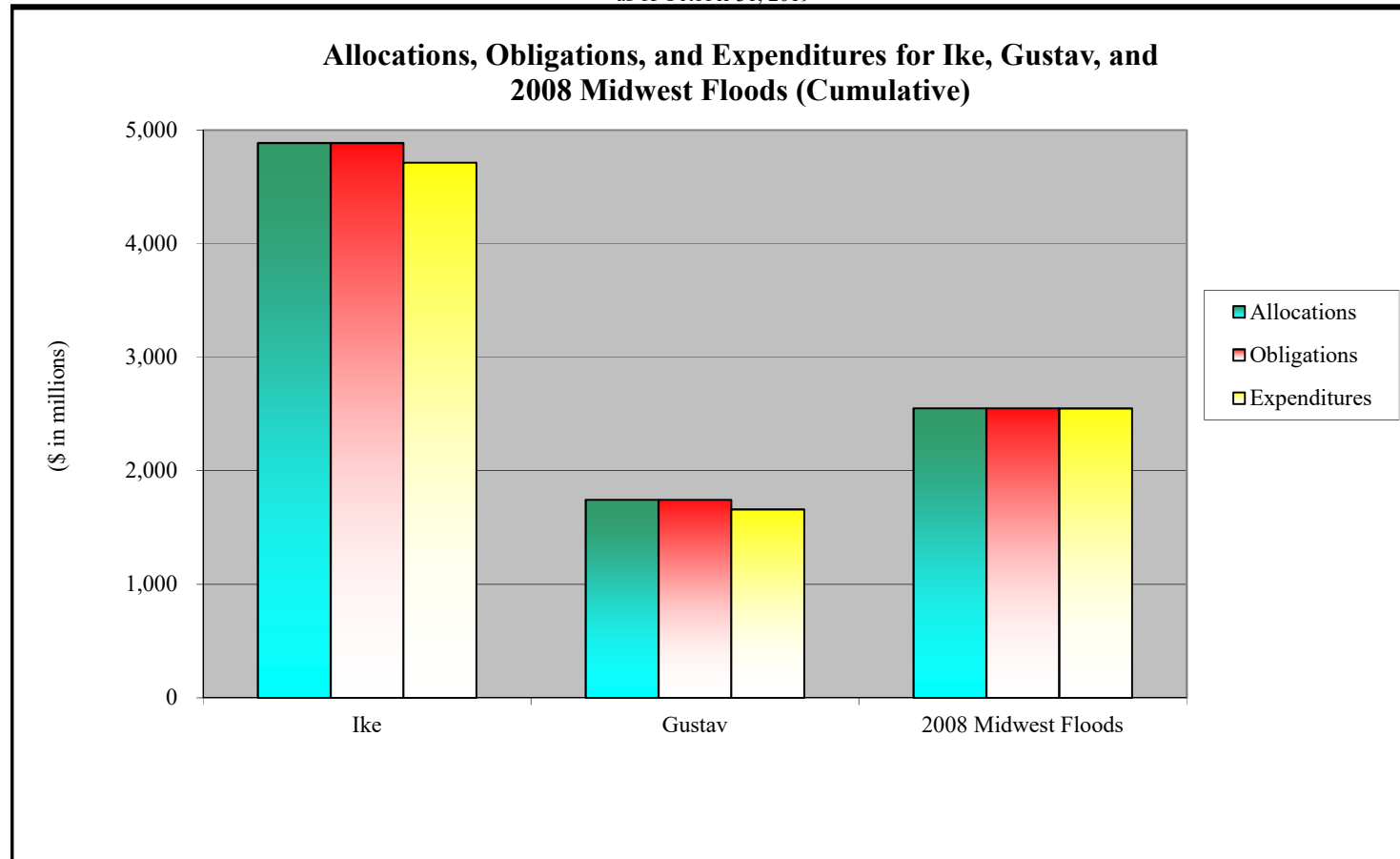


Source of financial information is IFMIS.

Total obligations include prior-year deobligations.

APPENDIX D: ALLOCATIONS, OBLIGATIONS, AND EXPENDITURES

as of October 31, 2019



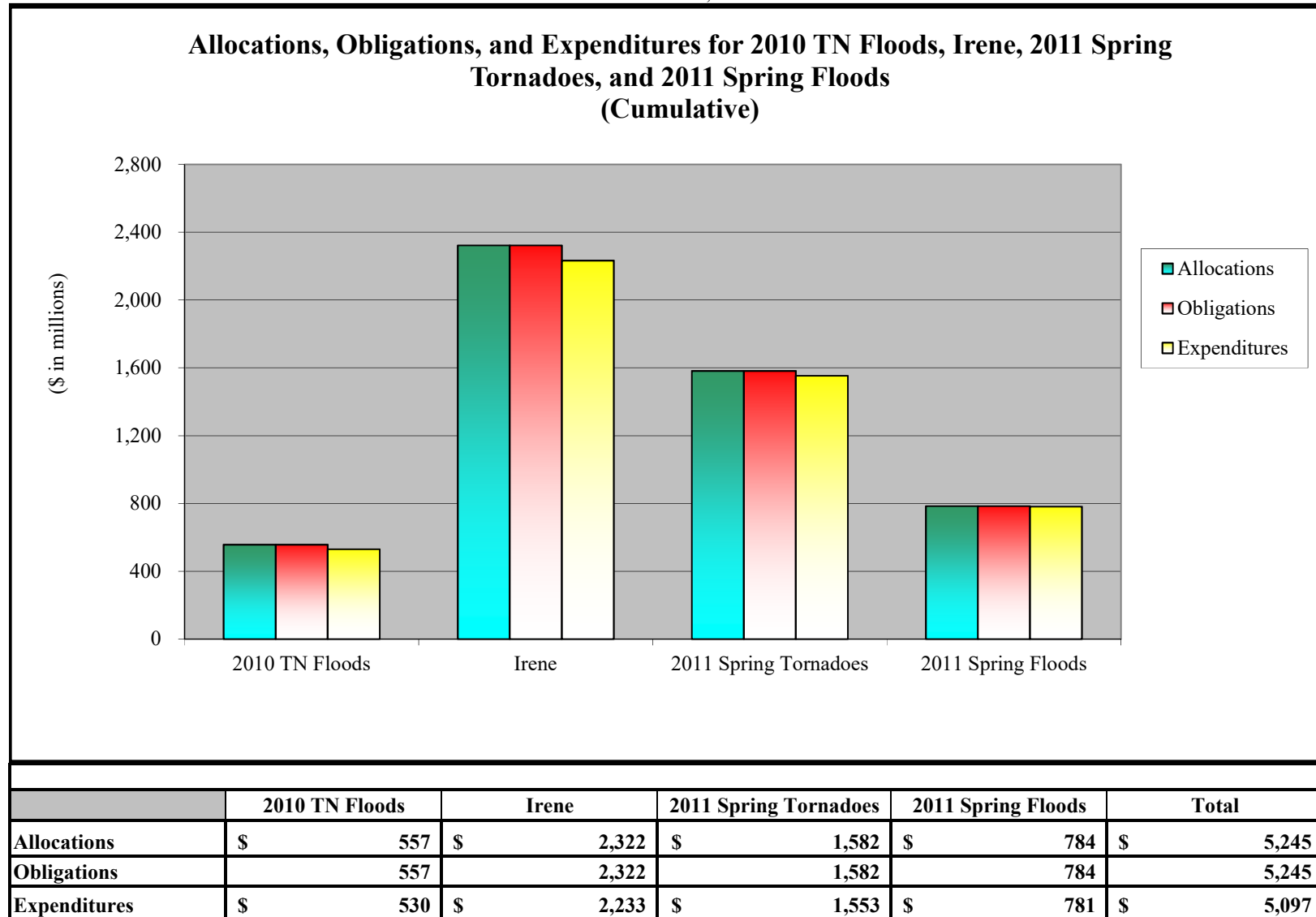
	Ike	Gustav	2008 Midwest Floods	Total
Allocations	\$ 4,886	\$ 1,744	\$ 2,550	\$ 9,180
Obligations	4,886	1,744	2,550	9,180
Expenditures	\$ 4,713	\$ 1,659	\$ 2,549	\$ 8,921

Source of financial information is IFMIS.

Total obligations include prior-year deobligations.

APPENDIX D: ALLOCATIONS, OBLIGATIONS, AND EXPENDITURES

as of October 31, 2019

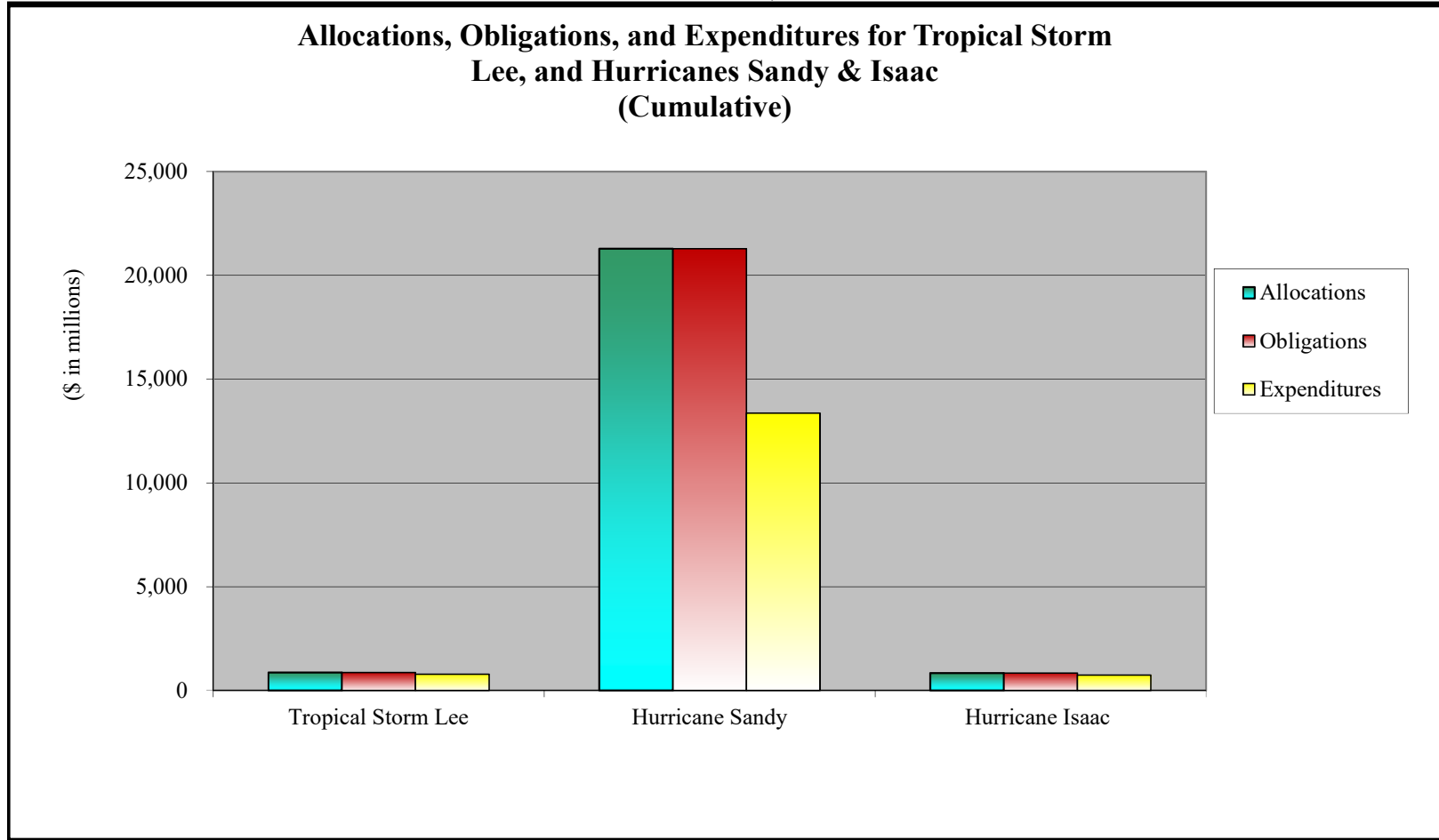


Source of financial information is IFMIS.

Total obligations include prior-year deobligations.

APPENDIX D: ALLOCATIONS, OBLIGATIONS, AND EXPENDITURES

as of October 31, 2019



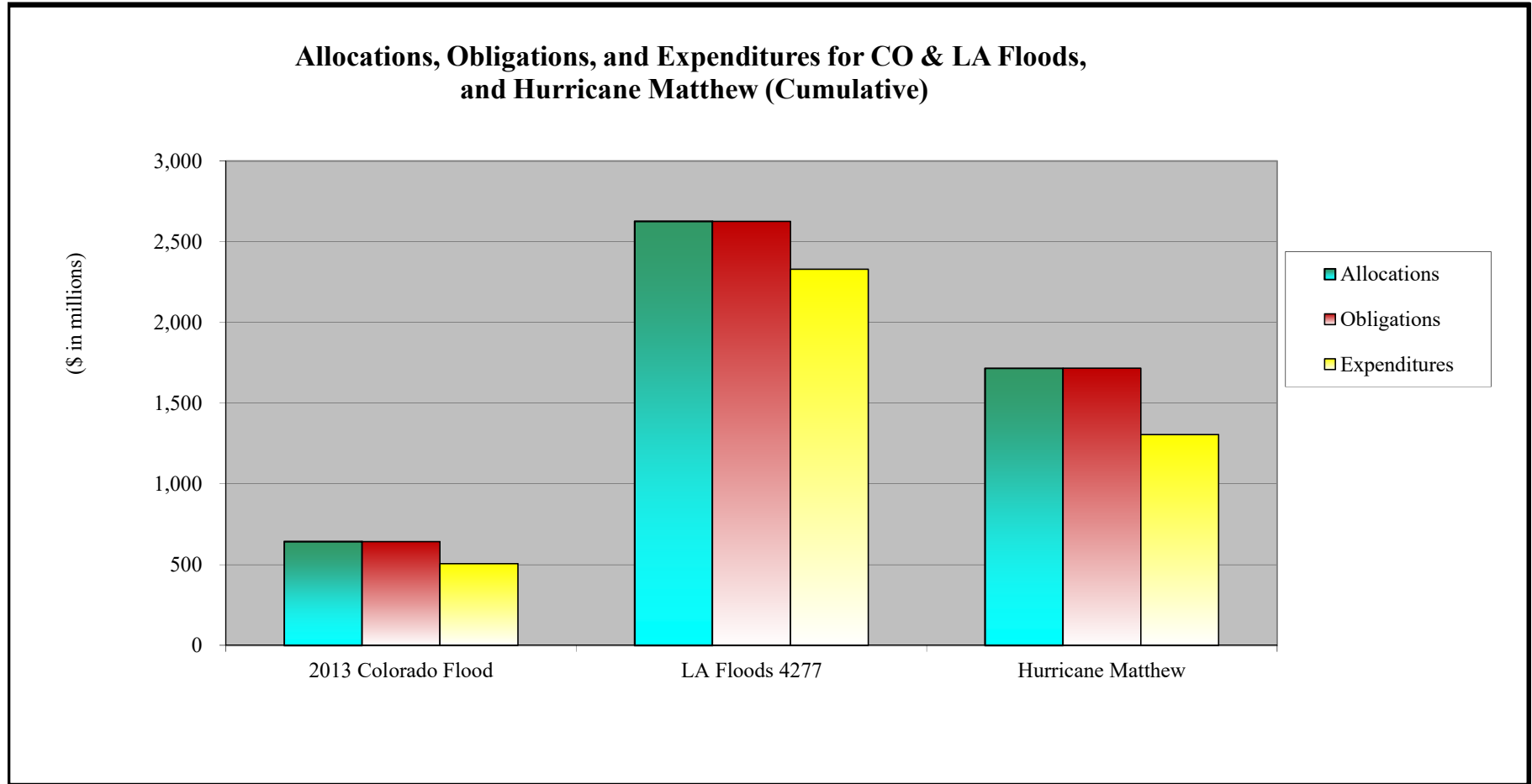
	Tropical Storm Lee	Hurricane Sandy	Hurricane Isaac	Total
Allocations	\$ 862	\$ 21,281	\$ 836	\$ 22,979
Obligations	861	21,281	836	22,978
Expenditures	\$ 785	\$ 13,356	\$ 732	\$ 14,873

Source of financial information is IFMIS.

Total obligations include prior-year deobligations.

APPENDIX D: ALLOCATIONS, OBLIGATIONS, AND EXPENDITURES

as of October 31, 2019



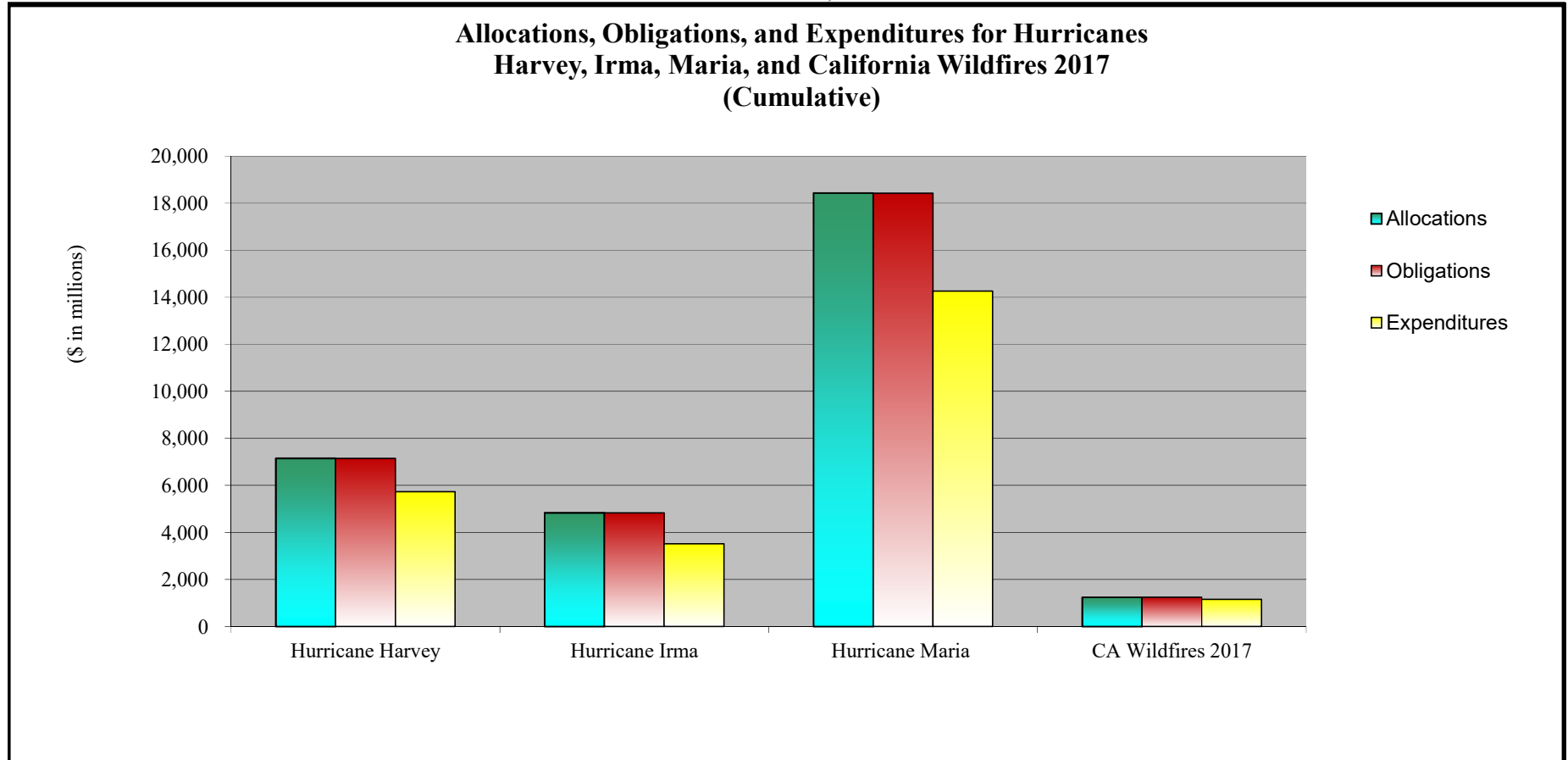
	2013 Colorado Flood	LA Floods 4277	Hurricane Matthew	Total
Allocations	\$ 643	\$ 2,626	\$ 1,716	\$ 4,985
Obligations	643	2,626	1,716	4,985
Expenditures	\$ 506	\$ 2,329	\$ 1,305	\$ 4,140

Source of financial information is IFMIS.

Total obligations include prior-year deobligations.

APPENDIX D: ALLOCATIONS, OBLIGATIONS, AND EXPENDITURES

as of October 31, 2019

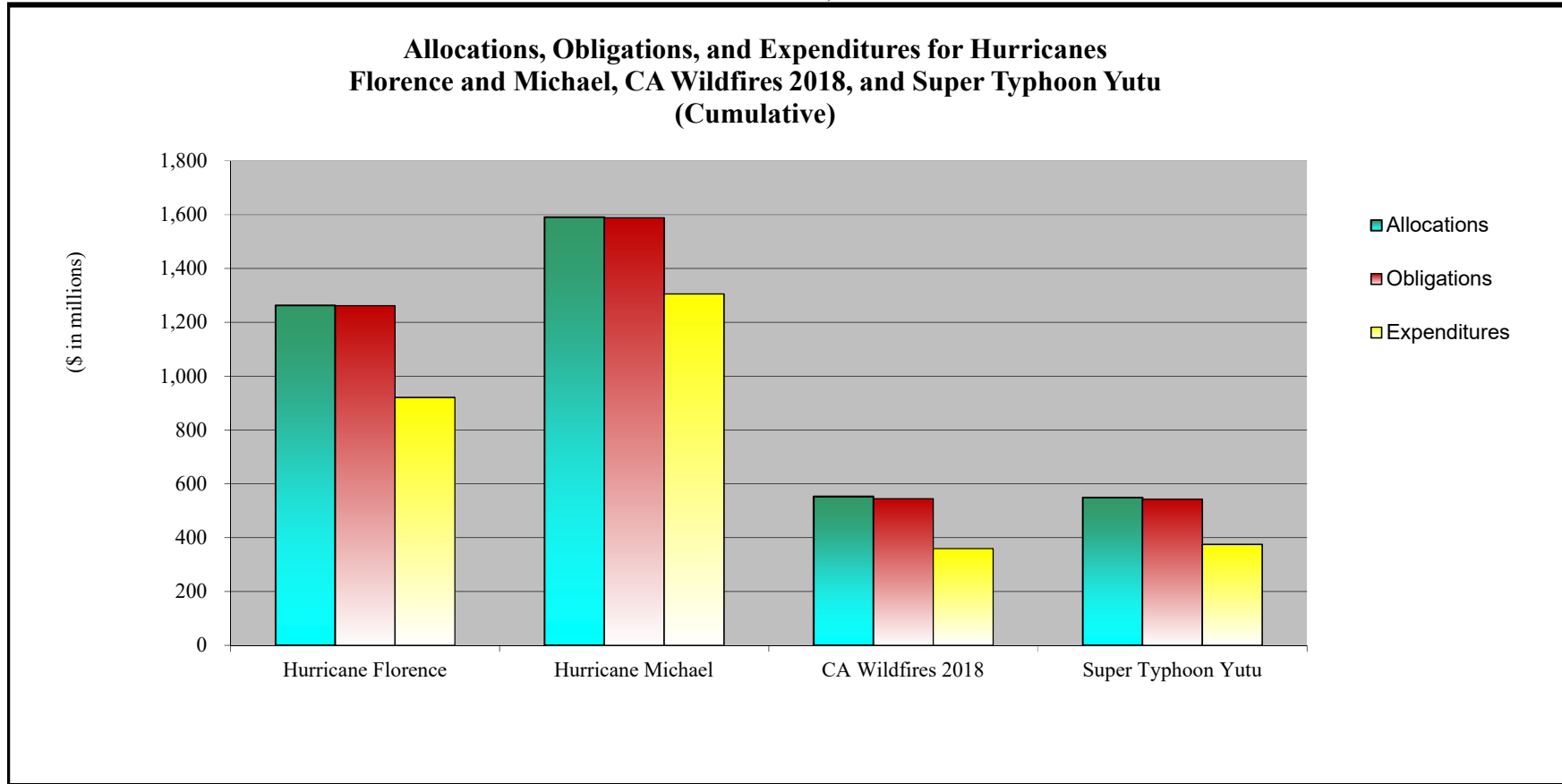


	Hurricane Harvey	Hurricane Irma	Hurricane Maria	CA Wildfires 2017	Total
Allocations	\$ 7,150	\$ 4,835	\$ 18,427	\$ 1,245	\$ 31,657
Obligations	7,148	4,835	18,422	1,245	31,650
Expenditures	\$ 5,735	\$ 3,517	\$ 14,257	\$ 1,156	\$ 24,665

Source of financial information is IFMIS.

Total obligations include prior-year deobligations.

as of October 31, 2019



	Hurricane Florence	Hurricane Michael	CA Wildfires 2018	Super Typhoon Yutu	Total
Allocations	\$ 1,263	\$ 1,591	\$ 553	\$ 549	\$ 3,956
Obligations	1,262	1,589	545	543	3,939
Expenditures	\$ 921	\$ 1,306	\$ 360	\$ 375	\$ 2,962

Source of financial information is IFMIS.

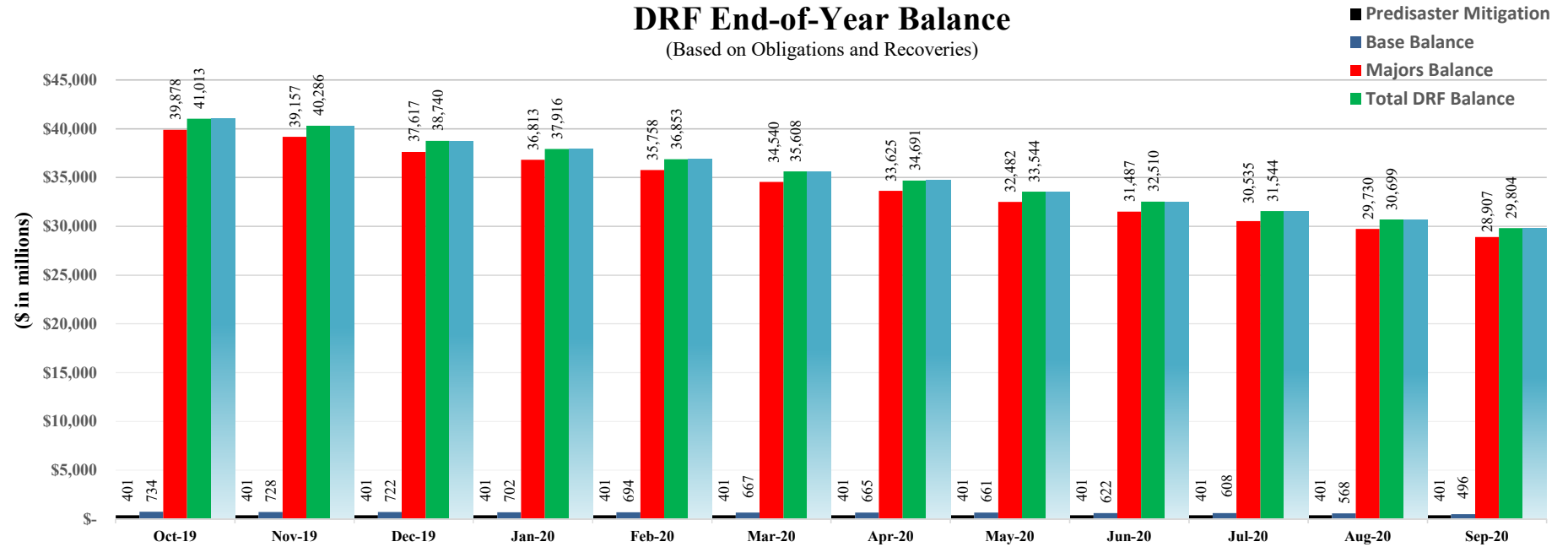
Total obligations include prior-year deobligations.

APPENDIX E: Fund Exhaustion Date

as of October 31, 2019

DRF End-of-Year Balance

(Based on Obligations and Recoveries)



DRF End-of-Month Balance	Oct-19	Nov-19	Dec-19	Jan-20	Feb-20	Mar-20	Apr-20	May-20	Jun-20	Jul-20	Aug-20	Sep-20
Predisaster Mitigation	\$ 401	\$ 401	\$ 401	\$ 401	\$ 401	\$ 401	\$ 401	\$ 401	\$ 401	\$ 401	\$ 401	\$ 401
Base	734	728	722	702	694	667	665	661	622	608	568	496
Majors	39,878	39,157	37,617	36,813	35,758	34,540	33,625	32,482	31,487	30,535	29,730	28,907
Total DRF Balance	\$ 41,013	\$ 40,286	\$ 38,740	\$ 37,916	\$ 36,853	\$ 35,608	\$ 34,691	\$ 33,544	\$ 32,510	\$ 31,544	\$ 30,699	\$ 29,804

FY 2020 DRF Bridge Table

		FY 2020 Total Obligations (\$ in millions)				Changes from Baseline	Month-to-Month Change
		Current Month as of Nov-19	Previous Month as of Oct-19	Change from Baseline	Change from Prior Month	Cause/Reason	Cause/Reason
Event	Baseline						

NOT INCLUDED AS THIS IS THE FIRST REPORT OF FY 2020