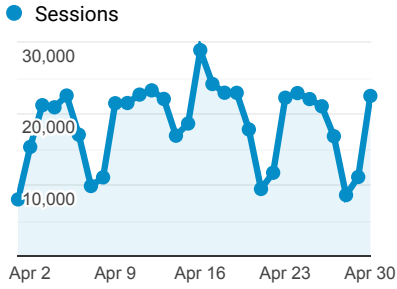


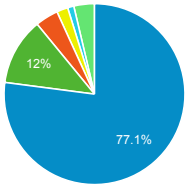
All Users  
100.00% Sessions

### Visits to Ready



### Average Number of Visits per Visitor

1 2 3 4 5 Other



### Visits Originating from Social Netw...

Social Network	Sessions
Facebook	9,233
Twitter	1,677
Weebly	790
reddit	298
YouTube	186
Blogger	122
LinkedIn	107
Pinterest	85
wikiHow	30
Google+	21

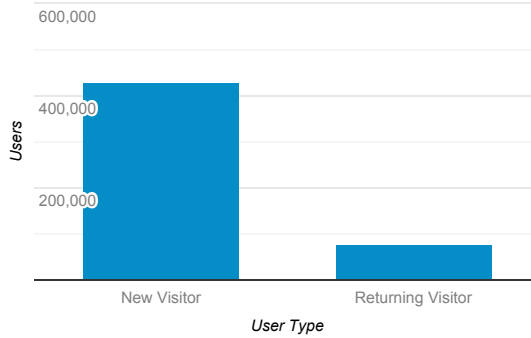
### Total Pageviews

**1,178,460**

% of Total: 100.00% (1,178,460)



### New vs. Returned Visitors



### Visits and Bounce Rate by Source / Medium

Source / Medium	Sessions	Bounce Rate
google / organic	290,467	70.44%
(direct) / (none)	137,706	62.28%
bing / organic	15,108	60.66%
classroom.google.com / referral	9,500	28.39%
search.usa.gov / referral	7,550	43.21%
google / cpc	7,163	63.38%
m.facebook.com / referral	6,876	77.56%
fema.gov / referral	6,663	53.34%
yahoo / organic	4,789	62.66%
community.fema.gov / referral	4,784	32.69%

### Bounce Rate

**65.33%**

Avg for View: 65.33% (0.00%)



### Total Unique Visitors

**447,698**

% of Total: 100.00% (447,698)



### Top Visited Pages

Page Title	Pageviews
Plan Ahead for Disasters   Ready.gov	82,142
Build A Kit   Ready.gov	76,894
Make A Plan   Ready.gov	48,651
Earthquakes   Ready.gov	47,836
Tornadoes   Ready.gov	45,869
Hurricanes   Ready.gov	38,387
Nuclear Explosion   Ready.gov	30,982
Be Informed   Ready.gov	30,804
What's Happening in Your State?   Ready.gov	30,676
Community Emergency Response Team   Ready.gov	29,636

### Avg. Pages / Visit

**2.11**

Avg for View: 2.11 (0.00%)



### Avg. Visit Duration

**00:02:22**

Avg for View: 00:02:22 (0.00%)



### Avg. Time on Page

**00:02:06**

Avg for View: 00:02:06 (0.00%)

