

2024 Building Code Adoption Tracking: FEMA Region 7

This fact sheet provides a high-level overview of the status of hazard-resistant building code adoption in each state and territory within a FEMA region. The regional fact sheets show an annual metric of the percent of communities adopting hazard-resistant¹ building codes. Notes in *italics* indicate non-weakening notes relating to administrative, enforcement, or other non-design provisions.

Why Building Codes?

Disaster resilience starts with building codes because they enhance public safety and property protection.

Why Track Codes?

- Represent the best evidence for disaster resistance
- Create best overall return on investment
- Comply with [Technology Transfer Act](#)
- Cornerstone of effective mitigation to reduce losses in future disasters
- Codes = better built buildings, better performance during natural hazards
- Hazard codes for seismic, high winds, water and fire enable uniformity, efficiencies, and predictable performance
- Recognize the disaster preparedness of communities when determining level of federal funding

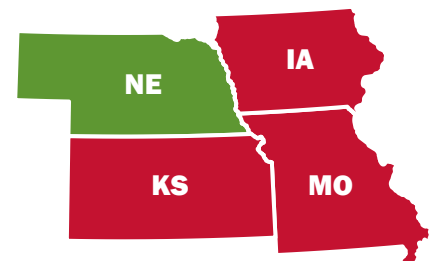


Figure 1. FEMA Region 7

Purpose of Building Code Adoption Tracking

- Track the adoption rate of the latest consensus-based codes across the nation
- Track the results of adoption in improving disaster-resistant buildings in natural hazard areas
- Use the emerging data to inform FEMA policies and laws in pre-disaster and post-disaster goals
- Federal funding assistance requirements may be correlated to adoption of the latest published building code editions as required by legislation and/or FEMA policies such as the [Disaster Recovery Reform Act of 2018](#) and the associated Federal Cost Share Reform Incentive

¹ Hazard-resistant codes mean the 2018 or later International Building Code and International Residential Code, without weakening of any resilience provisions related to any of the five tracked hazards for which the jurisdiction is at high risk.



FEMA’s Role Will Be Continuous

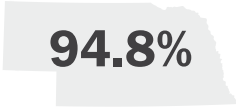
- Proposing building code changes to maintain consistency with the National Flood Insurance Program (NFIP) and to incorporate best practices identified in post-disaster investigations.
- Defending against changes that weaken flood, wind, and seismic provisions.
- Contributing to requests for interpretations by International Code Council.
- Supporting the training of state, local, tribal and territorial officials.



Figure 2. Building Code Adoption Tracking Process

The following percentages indicate the tracked jurisdictions which have adopted hazard-resistant² building codes within each state. The percentages are based upon jurisdictions within each state which are at high risk³ to one or more hazard types (Region 7’s hazards are flood, damaging wind, tornado, and seismic):

NEBRASKA

 <p>94.8%</p>	HIGHER RESISTANCE	
	IBC	State adopts the 2018 International Building Code (IBC).
	IRC	State adopts the 2018 International Residential Code (IRC). <i>Note that state deletes P2602.2 (General Plumbing Requirements - Flood-resistant installation), P2705.1 (Plumbing Fixtures - General), P3001.3 (Sanitary Drainage - Flood-resistant installation), and P3101.5 (Vents - Flood resistance). However, Section R322.1.6 offsets the deletion of P2601.3 and P2705.1. The other two deletions are offset by NFIP-compliant floodplain management ordinances.</i>
<p>Note: State is not fully resistant because some jurisdictions with high flood risk do not participate in the NFIP.</p>		

² Hazard-resistant codes mean the 2018 or later IBC and IRC, without weakening of any resilience provisions related to any of the five tracked hazards for which the jurisdiction is at high risk.

³ High-risk is defined according to national consensus-based standards, the National Flood Insurance Program, and the Building Code Effectiveness Grading Schedule. For a detailed description of the high-risk methodology, visit the FEMA Building Code Adoption Tracking landing page at www.fema.gov/emergency-managers/risk-management/building-science/bcat/.

IOWA

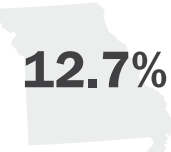


17.1%

LOWER RESISTANCE

- IBC** State adopts the (outdated) 2015 IBC, but it only applies to state-owned buildings, state-financed buildings, Board of Regents facilities, modular and manufactured homes, and in cities with a population of more than 15,000 that have not adopted a local building code that is substantially in accord with standards developed by a nationally recognized building code organization.
- IRC** State adopts the (outdated) 2015 IRC, but it applies only to state-owned buildings, state-financed buildings, Board of Regents facilities, modular and manufactured homes, and in cities with a population of more than 15,000 that have not adopted a local building code that is substantially in accord with standards developed by a nationally recognized building code organization.

MISSOURI



12.7%

LOWER RESISTANCE

- IBC** No statewide IBC.
- IRC** No statewide IRC.

KANSAS



10.4%

LOWER RESISTANCE

- IBC** State adopts an outdated IBC (2006 edition) for jurisdictions which do not have their own code adopted. All state projects are under the 2018 I-Codes.
- IRC** No statewide IRC.